

1 2 3 4 5 6 7 8 9 10

An Index to the several Duties &c. contained in this Book.

	Page		Page
Excise	1	Appropriations	165
Number of Common Brewers in London	43	Rates	171
Quantities of Cyder Vinegar &c.	44		
Number of common Brewers & Victualers in the whole Kingdom	47		
Number of common Brewers & Victualers in the whole Kingdom distinctly	48		
Quantities of Low Wines	52		
Quantities of Excisable Liquors imported	53		
Number of Distillers	42		
Malt old duty	55		
Malt add <sup>d</sup>	148		
Candles	66		
Hops	74		
Seal Paper &c.	82		
Hides	90		
Coffee	104		
Chocolate	116		
Tea	110		
Wrought Plate	98		
New Duty on Plate	140		
Plate Licences	144		
Victualers Licences	122		
Glass	128		
Coaches	134		
Waters	80		
Compound Waters	80		
Cyder 1763	154		

The Weight of several Sorts of Malt

Best Pale Kingston	1 Bushel	39 1/2
Good Pale Kingston		38 1/2
Best brown Abingdon		36 1/2
Indifferent brown Abingdon		34
Best brown Hereford		35 1/2
Best brown Norfolk		34 1/2
Long Sail Norfolk such as is commonly exported from thence		27 1/2

Measure of Excisable Liquors

In London		In the Country	
Beer and Mum	36	} Gallons to a Barrel	} 34 Gallons to the Barrel
Ale	32		
Vinegar	34		
		} Winchester Measure	} Winchester Measure
Cyder Perry & Verjuice	63 Gallons to a Hogsh. Wine Measure		
Sweets	31 1/2 Gallons to the Barrel Wine Measure		
Head Low Wines	} returned by the Gallon, Wine Measure	} The same in the Country.	
Spirits & Brandy			

Beer Measure

Wine Measure

1 1/2 Barrel of Beer	} make	} 1 Hogsh.	31 1/2 Gall <sup>s</sup>	} make	} 1 Barrel
4 Hogsheds or 6 Barrels			1 Tun		
			2 Hogsh <sup>s</sup>		1 Pipe or Butt
			2 Pipes or Butts		1 Tun

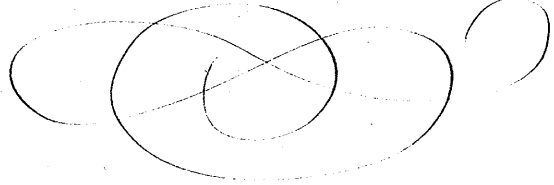
Allowances to Brewers

Brewers in London and within the Bills of Mortality to be allowed 3 Barrels out of 23 of strong or small Beer, and 2 Barrels out of 22 of Ale for Waste Leakage or other Losses or Damages whatsoever. — Brewers out of the Bills of Mortality to be allowed 2 Barrels & an half of Beer and Ale, whether strong or small out of 23.

The said Allowances to Brewers declared to be in full of all Losses &c.

Not for Beer or Ale, but not for Work &c.

An Index is in the preceding Opening



A State of the Revenue of Excise  
From Michaelmas 1662.

From Michaelmas 1662 To Midsummer 1674

The State of the Excise was as follows — Viz<sup>o</sup>

	From Micha <sup>l</sup> 1662 To Micha <sup>l</sup> 1665 Each Year was Farm'd as follows —	From Micha <sup>l</sup> 1668 To Micha <sup>l</sup> 1668 Each Year was Farm'd as follows —
Hereditary and Temporary Excise in London and Country, except Imported Liquors in Out Ports —	274,688 6 8	312,180 — —
Imported Liquors in the Out Ports at p <sup>a</sup> Annuum —	1,336 — —	3403 — —
	276,019 6 8	315,583 — —
Yearly Charge of the Kings Officers &c <sup>o</sup> in London —	7,946 11 — 2	7,596 15 9
Net Produce —	268,072 15 7 2	307,986 4 3
	276,019 6 8	315,583 — —
	From Micha <sup>l</sup> 1668 To Midsum <sup>er</sup> 1671 Each Year was Farm'd as follows —	From Midsum <sup>er</sup> 1671 To Midsum <sup>er</sup> 1674 Each Year was Farm'd as follows —
Hereditary and Temporary Excise in London and Country, except Imported Liquors in Out Ports —	338,000 — —	371,737 10 —
Imported Liquors in the Out Ports at p <sup>a</sup> Annuum —	2,000 — —	— — —
Additional g <sup>o</sup> —	— — —	103,962 10 —
	340,000 — —	475,700 — —
Yearly Charge of the Kings Officers &c <sup>o</sup> in London —	7,602 16 9	9,834 14 3 4
Net Produce —	332,397 3 3	465,865 5 8 2
	340,000 — —	475,700 — —

From Midsummer 1674, To Midsummer 1677, the Excise was Turned to Samuel Vincent Esq. & Partners at 550,000 *per Annum*.

	To Midsum <sup>r</sup> 1675	To Midsum <sup>r</sup> 1676	To Midsum <sup>r</sup> 1677
Hereditary & Temporary Excise	460,838 18 6 $\frac{1}{2}$	497,797 11 - 2	546,871 2 10 $\frac{1}{2}$
Additional 9 <sup>d</sup>	144,552 14 - 2	154,618 8 6 $\frac{1}{2}$	161,802 10 5
Gross Produce	605,391 12 6 $\frac{3}{4}$	652,415 19 7	708,673 13 3 $\frac{1}{4}$
Farmers' Charges Profits & Arrears	55,391 12 6 $\frac{3}{4}$	102,415 19 7	158,673 13 3 $\frac{1}{4}$
Farm Rent payable to the King	550,000 - -	550,000 - -	550,000 - -
Charges of Management	11,131 14 7 $\frac{1}{2}$	11,111 14 7 $\frac{1}{2}$	10,611 14 7 $\frac{1}{2}$
Net Produce	538,868 5 4 $\frac{1}{2}$	538,888 5 4 $\frac{1}{2}$	539,388 5 4 $\frac{1}{4}$

From Midsummer 1677 To Midsummer 1680, the Excise was managed by George Dashwood Esq. and Partners

	To Midsum <sup>r</sup> 1678	To Midsum <sup>r</sup> 1679	To Midsum <sup>r</sup> 1680
Hereditary & Temporary Excise	533,046 2 2 $\frac{1}{2}$	505,521 12 6 $\frac{3}{4}$	518,986 18 4 $\frac{3}{4}$
Additional 9 <sup>d</sup>	165,450 15 - 2	167,858 17 1	167,653 10 7 $\frac{1}{2}$
Gross Produce	698,496 17 3	673,380 9 7 $\frac{3}{4}$	686,640 9 - 1/4
Charges of Management	84,528 10 10 $\frac{1}{2}$	87,803 16 1 $\frac{1}{4}$	85,418 13 3
Net Produce	613,968 6 4 $\frac{1}{4}$	585,577 13 6 $\frac{1}{2}$	601,221 15 9 $\frac{1}{4}$
	698,496 17 3	673,380 9 7 $\frac{3}{4}$	686,640 9 - 1/4

From Midsummer 1680 To Midsummer 1683 The same Management continued

	To Midsum <sup>r</sup> 1681	To Midsum <sup>r</sup> 1682	To Midsum <sup>r</sup> 1683
Hereditary and Temporary Excise	559,786 3 - 1/4	572,670 5 5 $\frac{1}{2}$	563,422 4 1
Charges of Management	82,968 12 6 $\frac{1}{4}$	83,046 15 3 $\frac{1}{2}$	81,247 6 6
Net Produce	476,817 10 6	489,623 10 2	479,174 17 7
	559,786 3 - 1/4	572,670 5 5 $\frac{1}{2}$	563,422 4 1

From Midsummer 1683 To Midsummer 1689 The Excise was managed by Commissioners

	To Midsum <sup>r</sup> 1684	To Midsum <sup>r</sup> 1685	To Midsum <sup>r</sup> 1686
Hereditary & Temporary Excise	635,444 2 8 $\frac{3}{4}$	676,015 2 4 $\frac{1}{2}$	673,516 14 11 $\frac{1}{4}$
Additional on strong Waters & Brandy			35,533 1 6 $\frac{1}{2}$
Gross Produce	635,444 2 8 $\frac{3}{4}$	676,015 2 4 $\frac{1}{2}$	709,049 16 5 $\frac{3}{4}$
Charges of Management	82,822 18 8	86,263 11 - 2	87,065 7 5
Net Produce	552,621 4 - 3/4	589,751 11 4	621,984 9 - 3/4
	635,444 2 8 $\frac{3}{4}$	676,015 2 4 $\frac{1}{2}$	709,049 16 5 $\frac{3}{4}$
	To Midsum <sup>r</sup> 1687	To Midsum <sup>r</sup> 1688	To Midsum <sup>r</sup> 1689
Hereditary & Temporary Excise	718,352 15 7 $\frac{1}{2}$	732,398 12 11	769,692 3 6 $\frac{3}{4}$
Additional on strong Waters & Brandy	45,979 11 11	54,516 19 8	72,313 1 2 $\frac{1}{2}$
Gross Produce	764,332 7 6 $\frac{1}{2}$	786,915 12 7	842,005 4 9 $\frac{1}{4}$
Charges of Management	88,742 3 4	90,224 2 2	91,563 19 11
Net Produce	675,590 4 2 $\frac{1}{2}$	696,691 10 5	750,441 4 10 $\frac{1}{4}$
	764,332 7 6 $\frac{1}{2}$	786,915 12 7	842,005 4 9 $\frac{1}{4}$

*Gross and Net Produce of the Revenue of Excise*

	To Midsum <sup>r</sup> 1690		
Hereditary & Temporary Excise	651,324	7	7 <sup>3</sup> / <sub>4</sub>
Additional on strong Waters and Brandy	19,167	2	1 <sup>3</sup> / <sub>4</sub>
Additional 9 <sup>s</sup> on Beer and Ale	185,704	8	2
<b>Gross Produce</b>	<b>856,195</b>	<b>17</b>	<b>11<sup>2</sup>/<sub>2</sub></b>
Charges of Management	96,503	1	1 <sup>1</sup> / <sub>4</sub>
<b>Net Produce</b>	<b>759,692</b>	<b>16</b>	<b>7<sup>3</sup>/<sub>4</sub></b>
	856,195	17	11 <sup>2</sup> / <sub>2</sub>
	To Midsum <sup>r</sup> 1691		
Hereditary and Temporary Excise from Midsummer 1690 To Midsummer 1691	563,511	14	10 <sup>3</sup> / <sub>4</sub>
Additional Excise on strong Waters and Brandy, from Midsummer 1690 to 21 <sup>st</sup> Decem <sup>r</sup> 1690, when this Duty ended	8,980	12	8 <sup>3</sup> / <sub>4</sub>
Additional Excise on Beer and Ale from Midsummer 1690 To Midsummer 1691	181,261	4	8 <sup>3</sup> / <sub>4</sub>
Excise on Low Wines from December 1690 (at which time these Duties began) to Midsummer 1691	8,673	4	7 <sup>3</sup> / <sub>4</sub>
Double Excise from 16 November 1690 (at which time this Duty began) to Midsummer 1691	382,348	15	4 <sup>3</sup> / <sub>4</sub>
<b>Gross Produce</b>	<b>1,144,775</b>	<b>12</b>	<b>3<sup>3</sup>/<sub>4</sub></b>
Charges of Management	94,797	18	6 <sup>3</sup> / <sub>4</sub>
<b>Net Produce</b>	<b>1,049,977</b>	<b>13</b>	<b>9</b>
	1,144,775	12	3 <sup>3</sup> / <sub>4</sub>

*From Midsummer 1689, To Midsummer 1693*

	To Midsum <sup>r</sup> 1692		
Hereditary and Temporary Excise	521,965	4	2 <sup>3</sup> / <sub>4</sub>
Additional 9 <sup>s</sup>	168,940	12	9 <sup>3</sup> / <sub>4</sub>
Double Excise from Midsummer 1691 to 17 <sup>th</sup> November 1691 at which time the Duty ended	277,107	15	8 <sup>3</sup> / <sub>4</sub>
Double 9 <sup>s</sup> from 17 <sup>th</sup> November 1691 (at which time this Duty began) to Midsummer 1692	200,697	6	2
2 <sup>d</sup> from 17 <sup>th</sup> November 1691 (at which time this Duty also began) to Midsummer 1692	207,229	1	7 <sup>3</sup> / <sub>4</sub>
Low Wines from Midsum <sup>r</sup> 1691 To Midsummer 1692	18,068	9	5 <sup>2</sup> / <sub>2</sub>
<b>Gross Produce</b>	<b>1,394,008</b>	<b>10</b>	<b>-<sup>2</sup>/<sub>2</sub></b>
Charges of Management	97,459	8	1
<b>Net Produce</b>	<b>1,296,549</b>	<b>1</b>	<b>11<sup>2</sup>/<sub>2</sub></b>
	1,394,008	10	- <sup>2</sup> / <sub>2</sub>
	To Midsum <sup>r</sup> 1693		
Hereditary & Temporary Excise	495,404	18	4
Additional 9 <sup>s</sup> from Midsum <sup>r</sup> 1692 to July 24, 1692 when the Duty ended	10,196	16	-
Double 9 <sup>s</sup> from Midsum <sup>r</sup> 1692 to Midsummer 1693	321,493	18	6 <sup>2</sup> / <sub>2</sub>
2 <sup>d</sup> from Midsum <sup>r</sup> 1692 to 24 July 1692, at which time the Duty ended	20,791	18	- <sup>2</sup> / <sub>2</sub>
3 <sup>d</sup> from 21 <sup>st</sup> July 1692 to 17 Novem <sup>r</sup> 1692 at which time the Duty ended	164,448	4	11 <sup>3</sup> / <sub>4</sub>
4 <sup>th</sup> from 21 <sup>st</sup> July 1692 (at which time the Duty began) to Midsum <sup>r</sup> 1693	66,694	5	6 <sup>2</sup> / <sub>2</sub>
Low Wines from Midsummer 1692, to Midsummer 1693	19,828	17	8 <sup>2</sup> / <sub>2</sub>
<b>Gross Produce</b>	<b>1,098,858</b>	<b>19</b>	<b>1<sup>3</sup>/<sub>4</sub></b>
Charges of Management	100,526	-	1 <sup>1</sup> / <sub>4</sub>
<b>Net Produce</b>	<b>998,332</b>	<b>19</b>	<b>-<sup>2</sup>/<sub>2</sub></b>
	1,098,858	19	1 <sup>3</sup> / <sub>4</sub>



Gross and Net Produce of the Revenue of Excise

	To Midsum <sup>r</sup> 1694			To Midsum <sup>r</sup> 1695		
Hereditary & Temporary Excise	483,886	1	3	473,261	1	3 $\frac{1}{2}$
Double g <sup>d</sup>	311,707	17	4	303,328	4	10 $\frac{3}{4}$
Single g <sup>d</sup>	156,884	10	5	153,616	18	7 $\frac{3}{4}$
Low Wines	15,814	1	5	16,556	-	2
Additional 2 <sup>d</sup> of Gallon on Brandy	2,847	12	7 $\frac{1}{2}$	7,379	13	- $\frac{3}{4}$
Gross Produce	971,140	3	- $\frac{1}{2}$	954,141	18	- $\frac{3}{4}$
Charges of Management	100,980	-	2	105,356	19	- $\frac{3}{4}$
Net Produce	870,160	2	10 $\frac{1}{2}$	848,784	19	-
	971,140	3	- $\frac{1}{2}$	954,141	18	- $\frac{3}{4}$
	To Midsum <sup>r</sup> 1696			To Midsum <sup>r</sup> 1697		
Hereditary & Temporary Excise	512,160	3	- $\frac{1}{4}$	451,488	7	9 $\frac{3}{4}$
Double g <sup>d</sup>	328,820	18	2 $\frac{1}{4}$	288,574	11	2 $\frac{1}{2}$
Single g <sup>d</sup>	165,677	13	7	146,179	2	1 $\frac{1}{4}$
Low Wines	17,250	7	4	15,076	1	- $\frac{1}{2}$
Additional 2 <sup>d</sup> on Brandy	4,752	2	10 $\frac{1}{2}$	7,489	15	6 $\frac{1}{4}$
Gross Produce	1,028,661	5	-	908,807	17	8 $\frac{1}{4}$
Charges of Management	101,593	17	4 $\frac{1}{2}$	105,240	15	9
Net Produce	927,067	7	7 $\frac{1}{2}$	803,567	1	11 $\frac{1}{4}$
	1,028,661	5	-	908,807	17	8 $\frac{1}{4}$

From Midsummer 1693. To Midsummer 1701

	To Midsum <sup>r</sup> 1698			To Midsum <sup>r</sup> 1699		
Hereditary & Temporary Excise	428,778	16	2	414,995	12	11 $\frac{1}{2}$
99 Years g <sup>d</sup>	138,322	9	7 $\frac{1}{4}$	136,870	18	5 $\frac{1}{2}$
Lottery g <sup>d</sup>	140,343	9	1 $\frac{1}{2}$	143,313	4	3
Banks g <sup>d</sup>	138,309	6	- $\frac{1}{2}$	136,870	18	5
Low Wines & Sweets	17,180	18	9	23,550	11	4
Gross Produce	862,934	19	8 $\frac{1}{4}$	855,601	5	5
Charges of Management	103,868	3	- $\frac{1}{4}$	107,151	5	- $\frac{3}{4}$
Net Produce	759,066	16	8	748,450	-	4 $\frac{1}{4}$
	862,934	19	8 $\frac{1}{4}$	855,601	5	5
	To Midsum <sup>r</sup> 1700			To Midsum <sup>r</sup> 1701		
Hereditary & Temporary Excise	445,966	7	- $\frac{3}{4}$	474,155	1	5 $\frac{1}{4}$
99 years g <sup>d</sup>	145,720	17	1 $\frac{3}{4}$	153,341	17	11 $\frac{3}{4}$
Lottery	154,386	17	4 $\frac{1}{2}$	158,688	4	8 $\frac{1}{2}$
Banks	145,689	13	10 $\frac{3}{4}$	153,341	18	-
Low Wines	23,778	17	9	18,732	14	10 $\frac{3}{4}$
Gross Produce	915,542	13	2 $\frac{3}{4}$	958,559	17	- $\frac{1}{4}$
Charges of Management	105,059	1	6 $\frac{1}{4}$	107,521	1	6 $\frac{3}{4}$
Expended for Standard Measures	589	12	- $\frac{1}{2}$	-	-	-
Exports and Allowances	3,246	5	8 $\frac{3}{4}$	2,144	10	11
Net Produce	108,894	19	3 $\frac{1}{2}$	109,665	12	5 $\frac{1}{4}$
	806,647	13	11 $\frac{1}{4}$	848,894	4	6 $\frac{1}{2}$
	915,542	13	2 $\frac{3}{4}$	958,559	17	- $\frac{1}{4}$

Profits and Net Produce of the Revenue of Excise

	To Midsum <sup>r</sup> 1702	To Midsum <sup>r</sup> 1703	To Midsum <sup>r</sup> 1704
Hereditary & Temporary Excise	519,869 8 1 $\frac{3}{4}$	507,730 12 5 $\frac{3}{4}$	530,828 7 8 $\frac{1}{4}$
99 Years 9 <sup>s</sup>	168,019 12 7 $\frac{1}{2}$	163,998 6 1 $\frac{1}{4}$	169,353 15 1 $\frac{1}{2}$
Lottery 9 <sup>s</sup>	173,877 14 8 $\frac{3}{4}$	168,212 3 1 $\frac{1}{4}$	180,066 6 10
Banks 9 <sup>s</sup>	168,019 12 7 $\frac{1}{2}$	163,988 6 1 $\frac{1}{4}$	169,353 15 1 $\frac{1}{2}$
Lowlines	14,385 10 10	15,655 11 -	18,784 10 5
<b>Gross Produce</b>	<b>1,044,171 18 11<math>\frac{1}{2}</math></b>	<b>1,019,574 18 9<math>\frac{1}{2}</math></b>	<b>1,068,386 15 2<math>\frac{1}{4}</math></b>
Charges of Management	104,020 12 7	103,401 18 11 $\frac{3}{4}$	103,802 3 1 $\frac{1}{2}$
Taxes repaid Officers	4,098 4 6 $\frac{1}{4}$	6,383 11 8	5,059 19 2 $\frac{1}{4}$
Expenses and Allowances	1,563 1 6	867 13 1 $\frac{1}{2}$	701 16 11 $\frac{1}{4}$
<b>Net Produce</b>	<b>109,681 18 7<math>\frac{1}{4}</math></b>	<b>110,653 3 9<math>\frac{1}{4}</math></b>	<b>109,563 19 3<math>\frac{1}{2}</math></b>
	434,190 - 4 $\frac{1}{4}$	908,921 15 - 4 $\frac{1}{4}$	958,822 15 10 $\frac{3}{4}$
	1,044,171 18 11 $\frac{1}{2}$	1,019,574 18 9 $\frac{1}{2}$	1,068,386 15 2 $\frac{1}{4}$
	To Midsum <sup>r</sup> 1710	To Midsum <sup>r</sup> 1711	To Midsum <sup>r</sup> 1712
Hereditary & Temporary Excise	481,108 9 1 $\frac{3}{4}$	469,573 5 11 $\frac{3}{4}$	472,067 5 7 $\frac{1}{2}$
99 years 9 <sup>s</sup>	152,313 1 8 $\frac{1}{4}$	147,583 17 5 $\frac{1}{4}$	150,205 - 1 $\frac{1}{2}$
Lottery 9 <sup>s</sup>	159,183 1 1	152,057 18 - 3 $\frac{1}{4}$	160,727 14 6 $\frac{1}{4}$
Banks 9 <sup>s</sup>	152,313 1 7 $\frac{3}{4}$	147,583 17 5	150,205 - 1 $\frac{1}{4}$
Additional 3 <sup>s</sup>	15,287 6 8	59,686 6 8 $\frac{1}{4}$	59,285 - 1 $\frac{1}{2}$
Lowlines	34,510 19 - 2	41,651 19 6 $\frac{1}{2}$	37,646 3 5
<b>Gross Produce</b>	<b>994,717 19 3<math>\frac{1}{4}</math></b>	<b>1,018,137 5 1<math>\frac{1}{2}</math></b>	<b>1,030,136 3 11</b>
Charges of Management	104,794 15 1	107,198 9 8 $\frac{1}{2}$	108,340 17 -
Taxes repaid Officers	7,581 5 3 $\frac{1}{4}$	7,794 15 1 $\frac{1}{4}$	8,171 19 6 $\frac{1}{4}$
Expenses and Allowances	2,357 12 1 $\frac{1}{4}$	19,51 18 8 $\frac{1}{4}$	1,811 11 2 $\frac{1}{2}$
<b>Net Produce</b>	<b>114,733 12 6</b>	<b>116,945 3 6</b>	<b>118,324 7 9<math>\frac{1}{4}</math></b>
	879,984 6 9 $\frac{1}{4}$	901,192 1 7 $\frac{1}{2}$	911,811 16 1 $\frac{3}{4}$
	994,717 19 3 $\frac{1}{4}$	1,018,137 5 1 $\frac{1}{2}$	1,030,136 3 11

From Midsummer 1701 To Midsummer 1717

	To Midsum <sup>r</sup> 1703	To Midsum <sup>r</sup> 1706	To Midsum <sup>r</sup> 1707	To Midsum <sup>r</sup> 1708	To Midsum <sup>r</sup> 1709
	537,704 - 7 $\frac{1}{2}$	522,711 2 2	526,975 11 9 $\frac{1}{4}$	528,980 4 3 $\frac{1}{2}$	498,225 - 4 $\frac{1}{4}$
	174,181 9 4	168,367 1 7	168,889 19 3 $\frac{1}{2}$	169,719 17 6 $\frac{1}{2}$	158,561 - 3 $\frac{1}{2}$
	188,073 9 11 $\frac{1}{2}$	179,413 10 7	178,685 1 2 $\frac{1}{4}$	177,295 16 1	162,677 4 6 $\frac{1}{2}$
	174,181 9 3 $\frac{3}{4}$	168,367 1 7 $\frac{1}{4}$	168,889 19 3 $\frac{3}{4}$	169,719 17 6 $\frac{1}{2}$	158,561 - 3
	20,238 6 11 $\frac{1}{2}$	22,960 11 5 $\frac{3}{4}$	26,662 9 2 $\frac{1}{2}$	24,681 13 4 $\frac{1}{4}$	23,368 12 11
	1,094,380 16 2 $\frac{1}{4}$	1,061,819 7 5	1,070,103 - 9 $\frac{1}{4}$	1,070,397 8 9 $\frac{1}{4}$	1,001,392 18 4 $\frac{1}{4}$
	104,641 15 3	98,230 19 8 $\frac{1}{4}$	103,537 18 10	105,183 18 11 $\frac{1}{2}$	103,179 15 9 $\frac{1}{2}$
	6,073 6 4 $\frac{1}{4}$	6,913 2 3 $\frac{1}{4}$	6,537 13 -	6,771 - - 4	7,247 9 9 $\frac{1}{4}$
	1,730 3 3 $\frac{1}{4}$	2,873 3 11 $\frac{1}{4}$	1,328 - 6 $\frac{1}{4}$	1,548 18 8 $\frac{1}{2}$	1,649 3 3 $\frac{1}{4}$
	112,445 4 10 $\frac{1}{2}$	108,017 5 11 $\frac{3}{4}$	111,403 12 4 $\frac{1}{4}$	113,503 17 8 $\frac{1}{4}$	114,076 8 10 $\frac{1}{2}$
	981,935 11 3 $\frac{3}{4}$	953,802 1 5 $\frac{1}{4}$	958,699 8 5	956,893 11 1 $\frac{1}{2}$	887,316 9 5 $\frac{1}{4}$
	1,094,380 16 2 $\frac{1}{4}$	1,061,819 7 5	1,070,103 - 9 $\frac{1}{4}$	1,070,397 8 9 $\frac{1}{4}$	1,001,392 18 4 $\frac{1}{4}$
	To Midsum <sup>r</sup> 1713	To Midsum <sup>r</sup> 1714	To Midsum <sup>r</sup> 1715	To Midsum <sup>r</sup> 1716	To Midsum <sup>r</sup> 1717
	487,877 7 4 $\frac{1}{2}$	507,874 - 4 $\frac{1}{2}$	517,980 6 8 $\frac{1}{4}$	521,909 9 4	544,525 6 4 $\frac{1}{4}$
	154,869 6 10	162,095 14 11 $\frac{1}{2}$	165,548 12 3 $\frac{1}{4}$	166,586 2 8 $\frac{1}{4}$	170,029 3 3 $\frac{3}{4}$
	163,051 13 - 3 $\frac{1}{4}$	171,995 14 11 $\frac{1}{4}$	176,431 15 10	177,271 10 7 $\frac{1}{4}$	179,422 15 3 $\frac{1}{2}$
	154,869 6 9 $\frac{3}{4}$	162,095 14 11 $\frac{1}{2}$	165,548 12 4	166,586 2 8	170,029 3 3 $\frac{3}{4}$
	60,888 10 6 $\frac{1}{2}$	61,059 1 2 $\frac{1}{2}$	63,305 5 10 $\frac{1}{4}$	64,257 17 11 $\frac{1}{2}$	66,710 17 7 $\frac{1}{2}$
	34,679 14 5 $\frac{1}{4}$	37,130 19 1 $\frac{1}{4}$	32,831 1 6 $\frac{1}{4}$	33,598 19 7 $\frac{1}{4}$	35,916 17 7 $\frac{1}{2}$
	1,056,236 1 1 $\frac{1}{4}$	1,102,251 5 6 $\frac{1}{2}$	1,121,645 14 8	1,130,210 2 10 $\frac{3}{4}$	1,166,634 3 6 $\frac{1}{4}$
	106,543 16 7	107,842 11 - 3 $\frac{1}{4}$	107,718 2 7 $\frac{1}{4}$	110,928 18 - 2	107,537 17 9
	7,596 4 1	4,974 5 2	3,971 11 4 $\frac{1}{4}$	4,664 5 4 $\frac{1}{2}$	8,900 10 3
	1,991 11 9 $\frac{1}{4}$	2,742 12 7 $\frac{1}{4}$	3,261 7 9 $\frac{1}{2}$	2,656 11 10 $\frac{1}{4}$	2,457 10 2 $\frac{1}{4}$
	116,131 12 5 $\frac{1}{4}$	115,559 8 10 $\frac{1}{2}$	114,951 1 10	118,249 15 3 $\frac{1}{4}$	118,895 18 2 $\frac{1}{4}$
	940,104 8 8	986,691 16 8	1,006,694 12 10	1,011,960 7 7	1,047,738 5 3 $\frac{1}{2}$
	1,056,236 1 1 $\frac{1}{4}$	1,102,251 5 6 $\frac{1}{2}$	1,121,645 14 8	1,130,210 2 10 $\frac{3}{4}$	1,166,634 3 6 $\frac{1}{4}$

*Gross and Net Produce of the Revenue of Excise*

	To Midsum. 1718	To Midsum. 1719	To Midsum. 1720
<i>Hereditary &amp; Temporary Excise</i>	554,055 7 11	564,685 5 8½	562,777 4 5¼
<i>99 years 9<sup>d</sup></i>	176,952 7 5½	179,878 14 3	178,843 8 -¼
<i>9<sup>d</sup> Continued Quarto Anno</i>	185,969 19 3½	186,302 15 5¾	185,131 15 5¾
<i>Bank 9<sup>d</sup></i>	176,952 7 5¾	179,878 14 3	178,843 8 -¼
<i>Additional 3<sup>d</sup></i>	68,632 11 4¾	70,133 17 10	69,884 4 1¼
<i>Low Wines</i>	33,470 4 7½	31,481 12 2	32,131 12 2
<i>Gross Produce</i>	1,196,032 18 2	1,212,360 19 8	1,207,611 12 2¾
<i>Charges of Management</i>	109,042 18 7	107,497 11 9½	110,908 11 7½
<i>Taxes</i>	6,812 18 9¾	6,854 - 2	7,037 15 -
<i>Exports and Allowances</i>	2775 18 7¼	3,308 5 1¼	3,253 11 1¼
<i>Net Produce</i>	118,631 16 -	117,659 16 11¼	121,199 17 8¾
	1,077,401 2 2	1,094,701 2 8¾	1,086,411 14 6
	1,196,032 18 2	1,212,360 19 8	1,207,611 12 2¾
	To Midsum. 1726	To Midsum. 1727	To Midsum. 1728
<i>Hereditary &amp; Temporary Excise</i>	570,651 16 - 2	590,556 4 3½	561,886 16 10½
<i>99 years 9<sup>d</sup></i>	184,754 17 2½	191,556 19 4	183,708 17 8¼
<i>9<sup>d</sup> Continued 4<sup>o</sup> Anno</i>	223,272 8 2¼	236,181 18 7½	240,108 9 8¾
<i>Bank 9<sup>d</sup></i>	184,754 17 2½	191,556 19 3¾	183,708 17 8¼
<i>Additional 3<sup>d</sup></i>	72,520 17 6	75,981 18 -¾	73,110 6 -¾
<i>Low Wines</i>	45,061 - 7¾	50,017 - 9¾	49,712 3 2
<i>Gross Produce</i>	1,281,015 16 9½	1,335,851 - 4¾	1,292,235 11 2½
<i>Charges of Management</i>	121,784 3 6	120,092 8 5	121,861 1 10½
<i>Taxes</i>	3,941 6 4	3,239 5 7	10,429 13 11½
<i>Exports Allowances</i>	3,357 10 1¼	3,456 7 8¼	2,443 19 9
			1,386 6 10
<i>Net Produce</i>	131,295 19 11¼	128,788 1 8¼	136,121 2 5
	1,149,719 16 10¾	1,207,062 18 8½	1,156,114 8 9½
	1,281,015 16 9½	1,335,851 - 4¾	1,292,235 11 2½

*From Midsummer 1717 To Midsummer 1733*

	To Midsum. 1721	To Midsum. 1722	To Midsum. 1723	To Midsum. 1724	To Midsum. 1725
	560,517 3 3½	572,865 1 11	591,617 8 6	602,921 18 9	593,619 6 9½
	177,874 9 5½	181,866 11 8¼	190,262 2 8¼	195,429 14 -¼	191,265 12 -¼
	188,919 14 6	194,638 8 11	220,464 5 11½	232,292 17 4¼	227,756 9 2¼
	177,874 9 5½	181,866 11 8	190,262 2 8¼	195,429 14 -	191,265 12 -¼
	70,137 4 4¾	72,268 18 5¾	74,908 8 11	75,854 19 5½	76,044 11 9¼
	36,902 12 6½	40,570 14 11¼	43,823 1 8¼	45,176 14 7¼	49,873 6 3¼
	1,212,225 13 7½	1,244,076 7 7¼	1,311,337 10 5¼	1,347,105 18 2¾	1,329,824 17 7¾
	112,525 16 8¾	113,568 16 6	117,349 1 4¾	118,279 1 1¾	118,949 18 11
	7,139 17 11½	7,424 15 5¼	5,032 7 3	5,081 4 5¾	4,397 13 -
	2,820 - 3¾	3,395 15 9	3,086 2 8¾	3,229 2 3½	4,153 16 6¼
	122,485 14 9	124,389 7 8¼	125,467 11 4½	126,589 7 11	127,501 8 5¼
	1089,739 18 10½	1,119,686 19 11	1,185,869 19 -¾	1,220,516 10 3¾	1,202,323 9 2½
	1,212,225 13 7½	1,244,076 7 7¼	1,311,337 10 5¼	1,347,105 18 2¾	1,329,824 17 7¾
	To Midsum. 1729	To Midsum. 1730	To Midsum. 1731	To Midsum. 1732	To Midsum. 1733
	541,953 6 3	562,812 11 2	593,359 17 4¼	603,939 19 4½	623,791 2 1½
	177,418 10 5½	187,784 15 1¼	198,580 18 1	201,840 18 10	217,565 8 10½
	236,763 15 1¾	253,862 6 9	275,871 2 11½	277,328 4 5¾	347,317 8 10¾
	177,418 10 5¼	187,784 15 4¼	198,580 18 1	201,840 18 9¾	217,565 8 10¼
	70,641 8 11	70,499 12 5¼	74,889 15 6¼	75,905 8 9¼	76,276 17 4½
	52,460 15 7½	49,052 17 5¾	52,121 1 2½	51,875 5 8½	53,796 9 11½
	1,256,656 6 10	1,311,796 18 6½	1,393,403 13 2½	1,412,730 15 11¾	1,536,312 16 1
	123,442 13 9¾	124,224 3 5	123,778 9 5¼	123,473 7 2½	125,215 14 10¾
	8,142 12 1½	8,001 19 -	3,435 19 9	3,484 10 7	2,793 7 4¼
	2,185 12 -¾	3,159 3 1¼	2,651 16 6¾	2,861 3 2½	2,625 - 7¼
	1,215 19 8¾	1,423 2 8	1,545 18 10½	1,669 5 3½	929 11 9¼
	134,986 17 8¾	136,808 8 2¼	133,412 4 7½	133,488 6 3½	131,563 14 7½
	1,121,669 9 1¼	1,174,988 10 1¼	1,259,991 8 7	1,279,242 9 8¼	1,404,749 1 5½
	1,256,656 6 10	1,311,796 18 6½	1,393,403 13 2½	1,412,730 15 11¾	1,536,312 16 1

*Gross and Net Produce of the Revenue of Excise*

	To Midsum. 1734		To Midsum. 1735		To Midsum. 1736	
<i>Hereditary &amp; Temporary Excise</i>	604,335	— 4	585,311	3 8	585,124	9 5
<i>99 Years 9<sup>th</sup></i>	194,150	14 5 <sup>th</sup>	187,781	1 1 <sup>2</sup>	191,123	11 4 <sup>th</sup>
<i>9<sup>th</sup> Continued</i>	243,075	18 1 <sup>4</sup>	235,788	15 3 <sup>2</sup>	248,242	15 10
<i>Bank 9<sup>th</sup></i>	194,150	14 5 <sup>th</sup>	187,781	1 1 <sup>2</sup>	191,123	11 4 <sup>th</sup>
<i>Additional 3<sup>rd</sup></i>	80,582	17 5	78,396	16 5 <sup>2</sup>	76,041	10 7 <sup>th</sup>
<i>Low Wines</i>	62,526	3 8	60,044	13 4 <sup>th</sup>	57,522	9 6
<i>Brandy of 6. Geo. 2.</i>	7,815	17 8 <sup>th</sup>	20,322	14 3 <sup>2</sup>	21,463	2 11 <sup>4</sup>
<b><i>Gross Produce</i></b>	<b>1,386,637</b>	<b>6 2<sup>2</sup></b>	<b>1,355,426</b>	<b>5 3<sup>3</sup></b>	<b>1,379,941</b>	<b>11 — 2</b>
<i>Charges of Management</i>	125,332	14 1	125,968	6 9 <sup>2</sup>	124,053	10 2 <sup>3</sup>
<i>Taxes</i>	2792	5 11	5,626	15 10 <sup>2</sup>	5,630	11 1 <sup>4</sup>
<i>Exports</i>	2,312	4 10 <sup>4</sup>	2,417	2 2 <sup>2</sup>	2,334	13 9 <sup>3</sup>
<i>Allowances</i>	1,616	14 8 <sup>4</sup>	1,920	14 8 <sup>2</sup>	1,394	9 6 <sup>4</sup>
<b><i>Net Produce</i></b>	<b>1,320,53</b>	<b>19 6<sup>2</sup></b>	<b>1,35,932</b>	<b>19 7</b>	<b>1,33,413</b>	<b>4 8</b>
	1,254,583	6 8	1,219,493	5 8 <sup>3</sup>	1,237,528	6 4 <sup>2</sup>
	1,386,637	6 2 <sup>2</sup>	1,355,426	5 3 <sup>3</sup>	1,370,941	11 — 2

	To Midsum. 1737		To Midsum. 1738	
<i>Hereditary &amp; Temporary Excise</i>	532,344	6 3 <sup>4</sup>	505,928	4 10 <sup>4</sup>
<i>99 Years 9<sup>th</sup></i>	176,691	2 4 <sup>3</sup>	166,117	19 7 <sup>2</sup>
<i>9<sup>th</sup> Continued</i>	195,399	13 2 <sup>4</sup>	166,117	19 8
<i>Bank 9<sup>th</sup></i>	176,691	2 4 <sup>3</sup>	166,117	19 7 <sup>2</sup>
<i>Additional 3<sup>rd</sup></i>	59,499	3 7 <sup>3</sup>	53,336	8 6 <sup>3</sup>
<i>Low Wines to 29<sup>th</sup> Septem. 1736</i>	6,777	2 8	—	—
<i>Low Wines since 29<sup>th</sup> Septem. 1736</i>	39,867	13 2	59,010	4 7
<i>British Spirits since 29<sup>th</sup> Sept. 1736</i>	41,909	13 2 <sup>3</sup>	68,103	17 9
<i>1<sup>st</sup> Brandy of 6. Geo. 2.</i>	2,139	16 6	—	—
<i>Brandy Rum Arrack imported since 29<sup>th</sup> Sept. 1736</i>	96,655	3 2 <sup>2</sup>	134,165	19 5 <sup>2</sup>
<i>Sweets</i>	608	9 9 <sup>4</sup>	2,171	5 5
<b><i>Gross Produce</i></b>	<b>1,328,883</b>	<b>6 5<sup>4</sup></b>	<b>1,323,069</b>	<b>19 6<sup>2</sup></b>
<i>Charges of Management</i>	126,064	17 6 <sup>4</sup>	127,672	19 1 <sup>2</sup>
<i>Taxes</i>	5,777	1 4 <sup>3</sup>	5,709	6 9 <sup>2</sup>
<i>Exports</i>	3,279	6 5 <sup>2</sup>	2,177	15 11
<i>Allowances</i>	2,227	4 5 <sup>4</sup>	1,913	11 3 <sup>2</sup>
<b><i>Net Produce</i></b>	<b>1,37,348</b>	<b>9 9<sup>3</sup></b>	<b>1,37,773</b>	<b>13 1<sup>2</sup></b>
	1,191,534	16 7 <sup>2</sup>	1,185,296	6 5
	1,328,883	6 5 <sup>4</sup>	1,323,069	19 6 <sup>2</sup>

*From Midsummer 1733 To Midsummer 1742*

	To Midsum. 1739		To Midsum. 1740	
<i>Hereditary and Temporary Excise</i>	511,057	19 1 <sup>4</sup>	499,683	14 — 4
<i>99 Years 9<sup>th</sup></i>	168,035	7 11 <sup>4</sup>	163,762	16 11 <sup>3</sup>
<i>9<sup>th</sup> Continued</i>	168,035	7 11 <sup>4</sup>	163,762	16 11 <sup>3</sup>
<i>Bank 9<sup>th</sup></i>	168,035	7 11 <sup>4</sup>	163,762	16 11 <sup>3</sup>
<i>Additional 3<sup>rd</sup></i>	55,970	15 — 4	54,566	4 7 <sup>4</sup>
<i>Low Wines</i>	66,782	7 3	73,521	10 10
<i>British Spirits</i>	72,135	4 4 <sup>2</sup>	83,187	11 — 2
<i>Brandy Rum Arrack imported</i>	144,905	18 4 <sup>3</sup>	173,606	18 6
<i>Sweets</i>	1,798	3 —	1,032	12 — 4
<b><i>Gross Produce</i></b>	<b>1,356,756</b>	<b>10 11<sup>2</sup></b>	<b>1,376,877</b>	<b>2 —</b>
<i>Charges of Management</i>	127,727	3 8	127,533	17 2
<i>Taxes</i>	5,730	7 11	5,848	— 7 <sup>4</sup>
<i>Exports</i>	2,912	10 11 <sup>2</sup>	3,224	4 2 <sup>4</sup>
<i>Allowances</i>	1,793	19 5	1,029	2 3 <sup>3</sup>
<b><i>Net Produce</i></b>	<b>1,38,164</b>	<b>1 11<sup>2</sup></b>	<b>1,37,635</b>	<b>4 3<sup>4</sup></b>
	1,218,592	9 —	1,239,241	17 8 <sup>3</sup>
	1,356,756	10 11 <sup>2</sup>	1,376,877	2 —

	To Midsum. 1741		To Midsum. 1742	
<i>Hereditary &amp; Temporary Excise</i>	472,225	1 5 <sup>4</sup>	499,882	7 10 <sup>4</sup>
<i>99 Years 9<sup>th</sup></i>	155,514	2 1 <sup>2</sup>	161,791	9 3 <sup>4</sup>
<i>9<sup>th</sup> Continued</i>	155,514	2 2	161,791	9 4 <sup>4</sup>
<i>Bank 9<sup>th</sup></i>	155,514	2 1 <sup>2</sup>	161,791	9 3 <sup>4</sup>
<i>Additional 3<sup>rd</sup></i>	51,799	9 7 <sup>4</sup>	53,889	8 10
<i>Low Wines</i>	79,589	19 5 <sup>3</sup>	79,341	14 11 <sup>3</sup>
<i>British Spirits</i>	93,035	5 —	99,471	15 3 <sup>4</sup>
<i>Brandy Rum Arrack imported</i>	145,117	11 10 <sup>3</sup>	161,491	14 8 <sup>4</sup>
<i>Sweets</i>	1,145	12 4	1,184	15 7
<b><i>Gross Produce</i></b>	<b>1,309,455</b>	<b>6 2</b>	<b>1,371,636</b>	<b>5 2<sup>4</sup></b>
<i>Charges of Management</i>	125,428	15 5	139,008	9 1
<i>Taxes</i>	11,602	12 7	11,992	8 1
<i>Exports</i>	3,895	11 4 <sup>3</sup>	3,788	8 2
<i>Allowances</i>	1,195	2 5 <sup>4</sup>	1,224	19 9 <sup>4</sup>
<b><i>Net Produce</i></b>	<b>142,122</b>	<b>1 10</b>	<b>147,014</b>	<b>5 1<sup>4</sup></b>
	1,167,333	4 4	1,224,622	— 1
	1,309,455	6 2	1,371,636	5 2 <sup>4</sup>

*Profit and Net Produce of the Revenue of Excise.*

	To Midsum. 1743	To Midsum. 1744	To Midsum. 1745
<i>Hereditary &amp; Temporary Excise</i>	190,108 6 1 1/2	512,258 2 5 1/2	199,152 11 2 1/2
<i>99 Years 9<sup>th</sup></i>	161,309 3 11	168,312 16 11 1/2	163,877 11 4 1/2
<i>9<sup>th</sup> Continued</i>	161,309 3 11	168,312 16 11 1/2	163,877 11 3 1/2
<i>Bank 9<sup>th</sup></i>	161,309 3 11	168,312 16 11 1/2	163,877 11 4 1/2
<i>Additional 3<sup>rd</sup></i>	53,727 9 4 1/2	56,062 9 5	54,588 14 2 1/2
<i>Low Wines since 29<sup>th</sup> Sept. 1736</i>	77,211 - -	54,426 2 1	61,189 8 4 1/2
<i>Do. Add. Comm. 26<sup>th</sup> Mar. 1743</i>	13,123 19 7	54,427 8 10 1/2	61,189 1 10 1/2
<i>Brit. Spirits since 29<sup>th</sup> Sept. 1736</i>	102,608 11 4 1/2	82,868 3 3 1/2	90,074 6 5 1/2
<i>Do. Add. Comm. 26<sup>th</sup> Mar. 1743</i>	20,380 1 1	82,869 6 - 1/2	90,074 3 12 1/2
<i>Brandy Rum Arrack imported</i>	17,205 3 - 1/2	156,129 8 6	152,331 7 8 1/2
<i>Sweets</i>	1,084 2 7 1/2	1,072 7 1 1/2	1,262 - 1
<b>Gross Produce</b>	<b>1,114,827 5 2 1/2</b>	<b>1,505,051 18 11</b>	<b>1,502,094 7 3 1/2</b>
<i>Charges of Management</i>	120,405 17 1	120,241 2 - 1/2	130,493 17 4 1/2
<i>Taxes</i>	11,642 1 6 1/2	11,996 18 7 1/2	12,004 15 11 1/2
<i>Exports</i>	3,511 2 9 1/2	5,290 15 1 1/2	6,063 17 5 1/2
<i>Allowances</i>	971 17 3 1/2	5,891 5 4 1/2	1,266 13 10 1/2
<b>Net Produce</b>	<b>1,456,20 18 8 1/2</b>	<b>1,524,20 1 2 1/2</b>	<b>1,499,24 4 7 1/2</b>
	1,269,206 6 6	1,352,631 17 8 1/2	1,352,170 2 7 1/2
	1,114,827 5 2 1/2	1,505,051 18 11	1,502,094 7 3 1/2
	To Midsum. 1746	To Midsum. 1747	To Midsum. 1748
<i>Hereditary &amp; Temporary Excise</i>	192,347 8 10 1/2	512,312 3 4 1/2	519,511 6 9 1/2
<i>99 Years 9<sup>th</sup></i>	161,626 6 7	168,038 11 -	170,003 11 1
<i>9<sup>th</sup> Continued</i>	161,626 6 7	168,038 11 -	170,003 11 3 1/2
<i>Bank 9<sup>th</sup></i>	161,626 6 6 1/2	168,038 11 -	170,003 11 4
<i>Additional 3<sup>rd</sup></i>	53,837 6 4	55,976 16 3	56,637 5 7
<i>Low Wines since 29<sup>th</sup> Sept. 1736</i>	56,504 4 -	60,042 1 5 1/2	56,603 2 4 1/2
<i>Do. Add. Comm. 26<sup>th</sup> Mar. 1743</i>	56,504 4 -	60,035 17 5 1/2	56,599 18 7 1/2
<i>Do. Comm. 26<sup>th</sup> Mar. 1746</i>	5,786 4 7	24,720 18 1 1/2	23,802 3 5 1/2
<i>Brit. Spirits since 29<sup>th</sup> Sept. 1736</i>	85,904 - 8	91,447 1 1 1/2	88,534 4 8 1/2
<i>Do. Add. Comm. 26<sup>th</sup> Mar. 1743</i>	85,902 7 6	91,444 2 5 1/2	88,531 2 10 1/2
<i>Do. Comm. 26<sup>th</sup> Mar. 1746</i>	10,422 16 10 1/2	43,939 14 4 1/2	42,755 11 4 1/2
<i>Brandy Rum Arrack imported</i>	151,396 2 9 1/2	131,569 10 2 1/2	153,296 13 9 1/2
<i>Sweets</i>	1,077 8 7	1,369 9 7 1/2	1,127 7 - 1/2
<b>Gross Produce</b>	<b>1,184,561 3 11</b>	<b>1,576,973 7 5 1/2</b>	<b>1,597,409 10 6 1/2</b>
<i>Charges of Management</i>	131,021 13 - 1/2	130,495 12 3	132,549 - 3 1/2
<i>Taxes</i>	12,192 - 5 1/2	12,223 1 6 1/2	12,306 18 4 1/2
<i>Exports</i>	7,301 8 1 1/2	10,416 13 8 1/2	10,676 4 5 1/2
<i>Allowances</i>	1,973 6 - 1/2	3,940 16 -	2,425 14 1 1/2
<b>Net Produce</b>	<b>1,524,88 7 8 1/2</b>	<b>1,570,76 3 6 1/2</b>	<b>1,579,57 17 3</b>
	1,332,072 16 2 1/2	1,419,897 3 11	1,439,451 13 3 1/2
	1,184,561 3 11	1,576,973 7 5 1/2	1,597,409 10 6 1/2

*From Midsummer 1742 To the 5<sup>th</sup> of July 1753*

	To Midsum. 1749	To Midsum. 1750	To Midsum. 1751
<i>Hereditary &amp; Temporary Excise</i>	528,021 7 3 1/2	527,308 18 2 1/2	530,283 10 4 1/2
<i>99 Years 9<sup>th</sup></i>	172,810 17 4 1/2	172,226 5 2 1/2	173,319 3 8 1/2
<i>9<sup>th</sup> Continued</i>	172,810 17 4 1/2	172,226 5 2 1/2	173,319 3 8 1/2
<i>Bank 9<sup>th</sup></i>	172,810 17 4 1/2	172,226 5 2 1/2	173,319 3 8 1/2
<i>Additional 3<sup>rd</sup></i>	57,567 6 2 1/2	57,376 3 7 1/2	57,738 15 5 1/2
<i>Low Wines since 29<sup>th</sup> Sept. 1736</i>	54,594 8 9 1/2	53,584 14 2	57,407 9 9 1/2
<i>Do. Comm. 26<sup>th</sup> Mar. 1743</i>	54,594 8 9 1/2	53,581 3 8	57,407 9 9 1/2
<i>Do. Comm. 26<sup>th</sup> Mar. 1746</i>	22,361 3 1 1/2	22,301 5 1	23,622 3 - 3 1/2
<i>Brit. Spirits since 29<sup>th</sup> Sept. 1736</i>	83,441 2 5 1/2	82,760 10 10 1/2	88,154 8 3 1/2
<i>Do. Add. Comm. 26<sup>th</sup> Mar. 1743</i>	83,439 3 4	82,760 8 2 1/2	88,152 12 1 1/2
<i>Do. Comm. 26<sup>th</sup> Mar. 1746</i>	4,007 - 11	39,886 1 10 1/2	42,381 9 4 1/2
<i>Brandy Rum Arrack imported</i>	185,086 8 11	180,017 1 8	230,572 14 6 1/2
<i>Sweets</i>	1,670 16 2	2,351 4 7 1/2	3,225 7 10 1/2
<b>Gross Produce</b>	<b>1,629,282 16 1</b>	<b>1,618,606 7 6 1/2</b>	<b>1,698,843 11 9 1/2</b>
<i>Charges of Management</i>	133,686 13 9 1/2	132,373 3 1	136,999 12 9 1/2
<i>Taxes</i>	12,347 17 6 1/2	12,578 17 8	9,513 18 5 1/2
<i>Exports</i>	11,956 18 3 1/2	12,167 15 - 2	13,608 8 9 1/2
<i>Allowances</i>	2,138 4 13 1/2	2,416 12 4	2,346 - 5
<b>Net Produce</b>	<b>1,601,29 13 11</b>	<b>1,595,36 8 1 1/2</b>	<b>1,624,68 - 5 1/2</b>
	1,469,153 2 2	1,459,069 19 5 1/2	1,536,375 11 4 1/2
	1,629,282 16 1	1,618,606 7 6 1/2	1,698,843 11 9 1/2
	To Midsum. 1752	To 5 <sup>th</sup> July 1753	
<i>Hereditary and Temporary Excise</i>	527,205 11 1 1/2	528,778 8 - 1/2	
<i>99 Years 9<sup>th</sup></i>	172,606 12 11 1/2	172,829 11 6	
<i>9<sup>th</sup> Continued</i>	172,606 13 -	172,829 11 5 1/2	
<i>Bank 9<sup>th</sup></i>	172,606 12 11 1/2	172,829 11 6	
<i>Additional 3<sup>rd</sup></i>	57,497 8 8 1/2	57,575 19 6 1/2	
<i>Low Wines since 29<sup>th</sup> Sept. 1736</i>	39,374 16 5 1/2	42,023 13 2 1/2	
<i>Do. Comm. 26<sup>th</sup> Mar. 1743</i>	39,374 16 5 1/2	42,023 13 2 1/2	
<i>Do. Comm. 26<sup>th</sup> Mar. 1746</i>	14,711 4 7 1/2	15,993 15 8 1/2	
<i>Do. Comm. 2 July 1751</i>	4,237 19 5	4,789 12 - 2	
<i>Brit. Spirits since 29<sup>th</sup> Sept. 1736</i>	56,096 10 9 1/2	69,872 4 7	
<i>Do. Add. Comm. 26<sup>th</sup> Mar. 1743</i>	56,082 13 - 1/2	60,872 8 4 1/2	
<i>Do. Comm. 26<sup>th</sup> Mar. 1746</i>	26,382 17 - 1/2	28,762 13 8	
<i>Do. Comm. 2 July 1751</i>	7,625 7 9 1/2	8,246 3 7 1/2	
<i>Brandy Rum Arrack imported</i>	189,318 11 2 1/2	210,696 1 10 1/2	
<i>Sweets</i>	2,133 12 - 1/2	7,910 3 5 1/2	
<b>Gross Produce</b>	<b>1,647,627 7 8 1/2</b>	<b>1,708,137 14 8 1/2</b>	
<i>Charges of Management</i>	138,011 5 1 1/2	136,203 10 7	
<i>Taxes</i>	9,534 1 10 1/2	9,685 14 4 1/2	
<i>Exports</i>	17,207 18 1	21,361 19 3	
<i>Allowances</i>	3,178 4 6	2,269 8 11 1/2	
<b>Net Produce</b>	<b>1,679,31 9 6 1/2</b>	<b>1,695,20 13 2 1/2</b>	
	1,479,695 18 2 1/2	1,538,617 1 6 1/2	
	1,647,627 7 8 1/2	1,708,137 14 8 1/2	



Gross and Net Produce of the Revenue of Excises.

Table with columns for 'To 5th July 1754', 'To 5th July 1755', and 'To 5th July 1756'. Rows include 'Hereditary & Temporary Excise', '99 Years 9th', '9th Continued', 'Bank 9th', 'Additional 3rd', 'Low Wines', 'Brit. Spirits', 'Brandy Rum Arrack imported', 'Sweets', 'Gross Produce', 'Charges of Management', 'Net Produce', and a second set of columns for 'To 5th July 1757', 'To 5th July 1758', and 'To 5th July 1759'.

From the 5th of July 1753 To the 5th of July 1762.

Table with columns for 'To 5th July 1760', 'To 5th July 1761', and 'To 5th July 1762'. Rows include 'Hereditary & Temporary Excise', '99 years 9th', '9th Continued', 'Bank 9th', 'Additional 3rd', 'Further 3rd Act commd 25th Jan: 1761', 'Low Wines', 'British Spirits', 'Brandy Rum Arrack imported', 'Ditto', 'Sweets', 'Gross Produce', 'Charges of Management', 'Net Produce'.

























0021


--

0022

40

41

The image shows an open notebook with two blank, lined pages. The pages are numbered 40 and 41. The notebook is held open by a black binding strip at the top and bottom center. The pages are white with faint horizontal lines. There is no text or other markings on the pages.

The Number of Distillers in the Country from the Year 1730 and in London from the year 1751 - 1765.

In the Country

Years	Number of Distillers
1731	213
8	199
9	188
40	176
1	181
2	197
3	199
4	211
5	194
6	182
7	166
8	175
9	164
50	156
1	147
2	131
3	131
4	123
5	114
6	111
7	78
8	88
9	95
60	102
1	94
2	87
3	68
4	65
5	60

In London

Years	Malt Distillers	Melasses Distillers
1752	27	94
3	26	91
4	27	92
5	28	81
6	27	84
7	26	77
8	11	106
9	9	112
60	11	111
1	23	104
2	19	98
3	17	87
4	15	80
5	14	79

In these 3 years the Malt Distillers withdrew entirely made for Maltwash & Water for making Melasses Wash.

The Number of Common Brewers in London with the Amount in Barrels of Strong & Small charged in the respective years underwritten. Viz.

Years	Number of Common Brewers	Strong Barrels	Small Barrels	Years	Number of Common Brewers	Strong Barrels	Small Barrels
1738	185	898156	637100				
9	183	876247	636566				
40	178	866587	612190				
1	169	810703	590144				
2	163	846927	603092				
3	160	869899	570862				
4	154	922582	562761				
5	155	899536	538895				
6	153	833299	535215				
7	160	936263	516925				
8	158	915365	515945				
9	164	993703	521793				
50	165	979512	544059				
1	168	972214	534547				
2	178	866208	466851				
3	182	1011918	532083				
4	183	994075	532785				
5	184	964197	520660				
6	177	969525	499148				
7	186	927101	493429				
8	183	1057515	459614				
9	176	1101334	445796				
60	174	1114334	408865				
1	173	1053363	466707				
2	177	911591	422007				
3	178	1051140	479730				
4	183	1085122	483857				
5	162	1061353	483652				
1738	199	1089063	714781				
5	187	1136377	743836				
6	182	1117544	749326				
7	183	1158304	748269				
8	183	1171258	758788				
9	194	1212618	827309				
90	186	1209624	862709				
1	189	1222764	865831				
2	189	1116319	909978				
3	176	1031815	911525				
4	171	969505	924162				
5	169	904299	813824				
6	164	1015586	828046				
7	159	1009350	782025				
8	155	981612	738780				
9	173	968405	697336				
1700	174	1021110	607968				
1	190	1030787	700930				
2	178	1122534	748484				
3	169	1095895	721133				
4	172	1146475	713304				
5	167	1158802	703497				
6	169	1118643	682945				
7	169	1103483	688019				
8	160	1139741	668787				
9	156	1112948	653696				
10	150	1075871	623617				
11	138	1057070	631975				
12	133	1035270	610191				
13	150	1081190	630069				
14	156	1113046	650642				
15	153	1139139	685418				
16	136	1132354	677383				
17	147	1136113	675987				
18	152	1164379	706433				
19	152	1174395	731870				
20	158	1155708	737512				
1	158	1189481	740846				
2	159	1131498	717474				
3	173	1125720	736354				
4	178	1172494	798493				
5	176	1118764	742946				
6	175	1009770	724662				
7	169	1001407	727439				
8	163	973242	735062				
9	156	944855	685864				
1730	166	973563	678306				
1	185	961923	688457				
2	191	1011947	714299				
3	183	955181	699906				
4	185	917202	679612				
5	180	881454	664620				
6	183	912513	676048				
7	186	932107	661708				

*Quantities of Cyder Vinegar Strong Waters Mead & Coffee, charged in the whole Kingdom in the respective years undermentioned. Viz.*

Year	1770-1799					Year	1800-1829				
	Cyder Hogsheads	Vinegar Barrels	Strong Waters Gallons	Mead Gallons	Coffee Gallons		Cyder Hogsheads	Vinegar Barrels	Strong Waters Gallons	Mead Gallons	
1770	27227	3012	527492	124923	4441	1780	53736	15002	6638696	7734	
1771	108114	1219	593645	110369	4377	1781	65820	21917	7439230	6368	
1772	36260	1416	468187	115800	7985	1782	39338	24955	7951663	8027	
1773	35125	12763	516408	177238	6763	1783	37523	23340	8203243	7356	
1774	128032	10216	559416	171281	7565	1784	69576	23528	6627590	7134	
1775	129838	6440	570154	163262	7436	1785	94690	21617	7200242	8424	
1776	69351	24862	543782	108511	5856	1786	88922	18873	6864194	5803	
1777	123844	22631	639131	83291	1456	1787	92918	21745	7310081	6416	
1778	78292	14510	849373	45502	12	1788	88716	19354	7082077	6382	
1779	101676	11483	948376	45623	33	1789	94177	19508	6670553	6112	
1780	25821	13580	801096	34355	50	1790	54240	17769	6613011	6605	
1781	121712	14318	967800	28904	1	1791	45853	18058	7049821	9487	
1782	48389	18683	1103501	23739	2	1792	43080	23198	4483417	6806	
1783	32005	8675	828144	19204	3	1793	63274	21250	4868996	5218	
1784	60277	11315	845717	16886	4	1794	86396	25666	5050253	6293	
1785	81326	37158	877085	17380	5	1795	97109	23005	4652477	5048	
1786	72147	16672	1232514	30807	6	1796	68522	23509	4678658	5204	
1787	76841	11579	1270753	23606	7	1797	51511	24540	3714810	5389	
1788	57763	12796	1073015	29578	8	1798	69620	23970	4550271	6636	
1789	54927	10513	1146171	29700	9	1799	83785	31526	4829134	8165	
1790	54962	9346	1375497	26423	60	1800	73649	29892	3115138	14173	
1791	73002	12815	1438162	35051	1	1801	76009	30217	3181253	6706	
1792	53658	15074	1671728	32222	2	1802	70447	30289	2480553	8031	
1793	49067	15979	1973790	21908	3	1803	96481	27358	2269852	9594	
1794	64372	16615	1726816	30524	4	1804	80474	28297	2218406	6613	
1795	57988	12564	2284858	23393	5	1805	84544	30801	2223328	6816	
1796	39436	14800	2211646	18000							
1797	57666	15959	2249468	13187							
1798	56941	19421	2090497	21265							
1799	45305	17823	2060215	21858							
1800	69799	20387	1965159	15993							
1801	80643	15328	2969837	27154							
1802	71287	17398	2349667	21295							
1803	68018	20123	2605380	24056							
1804	64190	24367	2415334	19405							
1805	55637	24982	2464080	20364							
1806	52054	21332	2482893	22548							
1807	58971	17692	2804823	16481							
1808	57553	18176	2997732	20782							
1809	77635	20254	3697625	11891							
1810	90517	19380	3553564	19598							
1811	98640	20416	3922921	19331							
1812	47098	17841	3981029	6642							
1813	75678	21233	4615281	11470							
1814	61502	19140	4792591	14257							
1815	53465	17008	4708774	12889							
1816	37602	23385	3777631	16889							
1817	80588	22280	4332789	13890							
1818	89985	22405	4375773	17260							
1819	49973	19473	4821934	18704							
1820	92146	19998	5564544	17511							
1821	56876	18489	6440376	13221							
1822	58961	18445	6116314	4403							
1823	75268	18817	4250198	12654							
1824	94154	17452	5439337	11721							
1825	57265	20073	4862031	10329							

*Quantities of Coffee charged in the Colony.*

Empty table grid on page 15.

The Number of Common Brewers & Victualers in the whole Kingdom, with the Amount of Barrels of X & VI charged in the several Years, as under.

Years	Numb. of Comm. Brew.	Number of Victualers	Strong Barrels	Small Barrels	Years	Numb. of Comm. Brew.	Number of Victualers	Strong Barrels	Small Barrels
1684	824	44220	4384093	1933921	1738	957	46010	3686383	2132028
5	784	45655	4654564	2102021	9	973	46122	3766977	2201219
6	772	46799	4780097	2255062	1740	935	46140	3692578	2216832
7	793	46912	5044311	2435169	1	887	45140	3465981	2112638
8	773	47183	4989000	2543856	2	908	45219	3635748	2214777
9	762	47935	5134309	2707726	3	913	46055	3646886	2149125
90	782	47565	4690711	2645656	4	936	47620	3791492	2167937
1	799	43753	4069544	2374731	5	964	48933	3664128	2095761
2	828	40691	3796805	2378642	6	992	48239	3592792	2161563
3	775	39178	3529498	2305996	7	103	48197	3774407	2136197
4	722	39869	3505470	2466323	8	985	48158	3885798	2204226
5	702	41572	3344377	2212326	9	1005	48370	3913087	2132678
6	685	39832	3680478	2388703	50	996	48421	3851804	2178041
7	687	34449	3258056	2162286	1	995	47999	3966758	2179006
8	691	35818	3097225	2006678	2	1004	47946	3857872	2014756
9	688	36223	2973464	1920810	3	1025	47465	3974627	2065340
1700	746	39469	3152080	1970769	4	1042	46422	3942120	2052771
1	764	41841	3361121	2082031	5	1043	45432	3901996	2036541
2	581	43434	3721345	2319268	6	1031	45048	3995022	2099377
3	594	44654	3649426	2278451	7	1057	40101	3704163	2064891
4	748	49838	3762521	2335197	8	1061	39252	3954582	2003224
5	595	48015	3807257	2333333	9	1095	39723	4155056	1952834
6	780	48754	3629097	2214936	1760	1116	40166	4389466	2118314
7	776	47433	3653664	2225069	1	1148	40180	4309579	2098088
8	715	47265	3756929	2295008	2	1155	39064	4026304	2103191
9	746	46860	3540031	2215883	3	1128	37273	4001642	1975854
1710	725	40559	3391799	2113862	4	1126	36782	4081591	1917306
11	702	38671	3336286	2106970	5	1116	36498	3952950	1919268
12	701	32294	3306696	2049313					
13	708	41043	3474724	2060134					
14	725	42418	3596912	2125762					
15	701	42201	3631471	2116604					
16	677	41818	3685100	2157941					
17	654	41384	3785455	2213060					
18	704	41354	3912900	2316432					
19	742	43443	4002243	2399567					
1720	765	43872	4001612	2415400					
1	766	44635	4087717	2315737					
2	767	43490	3982066	2326818					
3	842	44733	4049091	2389248					
4	848	46227	4075871	2465695					
5	848	45440	4003249	2327350					
6	853	44629	3825790	2344191					
7	862	45030	3862350	2312054					
8	846	42383	3623537	2308540					
9	833	40971	3506473	2179753					
30	858	44077	3718317	2245668					
1	928	46702	3762507	2239796					
2	936	46751	3892845	2321751					
3	930	46611	3852431	2309012					
4	936	46849	3835399	2288249					
5	927	45822	3697856	2238457					
6	924	46409	3725360	2244196					
7	911	45559	3774327	2204780					

The Number of Common Brewers & Victualers in the whole Kingdom distinctly with the Amount in Barrels of X & VJ on them respectively charged in the sev. years as below.

Table with columns: Year, Number of Common Brewers, Strong Barrels, Small Barrels, Year, Number of Victualers, Strong Barrels, Small Barrels. Data spans from 1684 to 1740.

Continued

Table with columns: Year, Number of Common Brewers, Strong Barrels, Small Barrels, Year, Number of Victualers, Strong Barrels, Small Barrels. Data spans from 1745 to 1805.

0027

Quantities of Low Wines charged in the whole Kingdom in the respective years undermentioned. Viz.

Table with 10 columns: Years, Methegals Gallons, Cyder Gallons, Malled Corn Gallons, Brewed Wash Gallons, Years, Methegals Gallons, Cyder Gallons, Wash & Corn Gallons, Low Wines at 1.3 Gallons. Includes handwritten annotations like 'Wash & Cyder' and 'Low Wines at 1.3'.

Quantities of Excisable Liquors imported in the whole Kingdom in the respective years undermentioned. Viz.

Table with 10 columns: Years, Brandy Gallons, Rum Barrels, Cyder Hogheads, Vinegar Barrels, Years, Brandy Gallons, Rum Barrels, Cyder Hogheads, Vinegar Barrels. Includes handwritten annotations like '100' and '253'.



*Gross and Net Produce of the Duties on Malt*  
*Act commenced 20<sup>th</sup> April 1697 and ended 20<sup>th</sup> July 1699*

Stock in hand		160,229	3	9
Growing Duty to	{ Midsummer 1697 Midsummer 1698 Midsummer 1699 The 20 <sup>th</sup> of July 1699		20,349	10 3/4
			135,630	12 6/2
			385,751	13 4 3/4
			3,336	17 8 1/4
Gross Produce		1,005,297	17	7 3/4
Discompt for prompt Payment		6,151	1	9 3/4
Deficiency of recoined Money		13,975	19	5 1/2
Exports and Allowances		16,696	19	1
Charges of Management		46,666	13	4
		83,490	13	8 1/4
Net Produce		921,807	3	11 1/2
		1,005,297	17	7 3/4

*Gross and Net Produce of the Duties on Malt*  
*Act commenced 9<sup>th</sup> March 1701 and ended 23<sup>rd</sup> June 1703*

Stock in hand		173,449	18	4 1/2
Growing Duty to	{ Midsummer 1702 Midsummer 1703		141,246	7 8
			702,977	6 11 1/2
Gross Produce		1,017,673	13	-
Discompt for prompt Payment		5,971	10	11
Exports & Allowances		37,141	7	4 1/2
Charges of Management		29,410	9	4 1/4
		72,523	7	7 3/4
Net Produce		945,150	5	4 1/4
		1,017,673	13	-

*Gross and Net Produce of the Duties on Malw*

	To Mids <sup>r</sup> 1704	To Mids <sup>r</sup> 1705	To Mids <sup>r</sup> 1706	
Amount in } <i>London</i>	1,640 13 10	2,672 2 8 <sup>2</sup>	1,732 - 5 <sup>3</sup>	
	Country	523,197 - 4 <sup>4</sup>	716,713 12 8 <sup>2</sup>	609,577 14 3
		Out Ports	427 16 3 <sup>2</sup>	456 2 11 <sup>2</sup>
<i>Gross Produce</i>	525,265 10 5 <sup>2</sup>	719,841 18 4 <sup>3</sup>	612,027 9 2	
<i>Charges of Management</i>	29,419 12 10 <sup>2</sup>	34,197 1 10	40,217 18 1 <sup>3</sup>	
<i>Exports</i>	24,163 18 9	26,781 2 3	28,037 14 2	
<i>Allowances</i>	596 1 10 <sup>2</sup>	876 18 5 <sup>2</sup>	833 4 11 <sup>3</sup>	
<i>Net Produce</i>	54,179 13 6 <sup>4</sup>	61,855 2 6 <sup>2</sup>	69,088 17 3 <sup>2</sup>	
	471,085 16 11 <sup>2</sup>	657,986 15 10 <sup>4</sup>	542,938 11 10 <sup>2</sup>	
	525,265 10 5 <sup>2</sup>	719,841 18 4 <sup>3</sup>	612,027 9 2	
	To Mids <sup>r</sup> 1713	To Mids <sup>r</sup> 1714	To Mids <sup>r</sup> 1715	
Amount in } <i>London</i>	2,039 5 11 <sup>4</sup>	2,028 7 11 <sup>2</sup>	2,529 15 8 <sup>4</sup>	
	Country	658,734 - 4	534,570 4 2 <sup>4</sup>	651,788 3 9
		Out Ports	260 10 3 <sup>4</sup>	155 19 6 <sup>4</sup>
<i>Gross Produce</i>	661,033 16 3 <sup>4</sup>	536,754 11 8 <sup>2</sup>	654,639 5 2 <sup>4</sup>	
<i>Charges of Management</i>	51,302 4 9 <sup>2</sup>	49,496 14 - 4	50,108 13 10 <sup>2</sup>	
<i>Exports</i>	48,028 19 -	33,940 15 9 <sup>2</sup>	21,631 6 6	
<i>Allowances</i>	612 15 8 <sup>2</sup>	1,899 15 4 <sup>4</sup>	2,728 6 7 <sup>2</sup>	
<i>Net Produce</i>	99,943 19 6 <sup>4</sup>	85,337 5 2	74,468 7 - 4	
	561,089 16 9	451,417 6 6 <sup>2</sup>	580,170 18 2	
	661,033 16 3 <sup>4</sup>	536,754 11 8 <sup>2</sup>	654,639 5 2 <sup>4</sup>	

*From Midsummer 1703 To Midsummer 1721*

To Mids <sup>r</sup> 1707	To Mids <sup>r</sup> 1708	To Mids <sup>r</sup> 1709	To Mids <sup>r</sup> 1710	To Mids <sup>r</sup> 1711	To Mids <sup>r</sup> 1712
1,581 15 8 <sup>2</sup>	2,068 10 7 <sup>4</sup>	1,667 - 10 <sup>4</sup>	1,544 5 - 4	1,538 12 6 <sup>2</sup>	1,620 8 11
658,534 18 2 <sup>4</sup>	614,313 17 8	538,624 10 6	518,976 7 1 <sup>2</sup>	584,944 19 9 <sup>4</sup>	590,682 14 10 <sup>2</sup>
660,722 11 10 <sup>4</sup>	616,880 1 8 <sup>2</sup>	540,760 4 8	520,891 15 3 <sup>2</sup>	586,604 10 - 3 <sup>4</sup>	592,683 10 1 <sup>4</sup>
43,477 6 1 <sup>2</sup>	45,042 7 6 <sup>4</sup>	47,772 8 4 <sup>4</sup>	50,063 10 11 <sup>2</sup>	50,877 17 1 <sup>3</sup>	50,574 3 1 <sup>2</sup>
23,017 10 9 <sup>2</sup>	19,457 1 6	33,185 18 5 <sup>2</sup>	9,640 19 3	30,075 - 1 <sup>2</sup>	38,882 9 6 <sup>2</sup>
803 12 2 <sup>2</sup>	425 - 5 <sup>2</sup>	1,560 13 7 <sup>3</sup>	379 - 10 <sup>4</sup>	512 18 - 4	410 - - 2 <sup>2</sup>
67,298 9 1 <sup>2</sup>	64,924 9 6	82,519 - 6	60,083 11 1	81,465 15 3 <sup>2</sup>	89,866 12 8 <sup>2</sup>
593,424 2 8 <sup>2</sup>	551,955 12 2 <sup>4</sup>	458,241 4 2	460,808 4 2 <sup>4</sup>	505,138 14 9 <sup>4</sup>	502,816 17 5 <sup>4</sup>
660,722 11 10 <sup>4</sup>	616,880 1 8 <sup>2</sup>	540,760 4 8	520,891 15 3 <sup>2</sup>	586,604 10 - 3 <sup>4</sup>	592,683 10 1 <sup>4</sup>
To Mids <sup>r</sup> 1716	To Mids <sup>r</sup> 1717	To Mids <sup>r</sup> 1718	To Mids <sup>r</sup> 1719	To Mids <sup>r</sup> 1720	To Mids <sup>r</sup> 1721
1,991 8 10 <sup>2</sup>	2,180 18 4	2,275 1 11 <sup>4</sup>	1,859 15 - 2 <sup>4</sup>	1,970 17 5 <sup>4</sup>	2,728 7 7
704,175 9 9 <sup>2</sup>	761,277 9 7	708,526 9 10 <sup>2</sup>	742,685 14 8 <sup>2</sup>	674,538 19 6 <sup>2</sup>	754,443 10 6
706,691 7 4 <sup>4</sup>	763,980 - -	710,979 1 11	744,828 2 8 <sup>2</sup>	676,754 13 4 <sup>4</sup>	757,339 2 9 <sup>2</sup>
48,655 17 2 <sup>4</sup>	51,488 8 1 <sup>2</sup>	51,200 12 9 <sup>2</sup>	51,286 1 10 <sup>4</sup>	49,057 5 3 <sup>4</sup>	53,197 19 2
44,007 19 5 <sup>2</sup>	46,326 2 7 <sup>2</sup>	63,681 16 10 <sup>4</sup>	77,011 11 6	52,220 18 2 <sup>4</sup>	64,892 1 6
2,610 - - 4	908 4 3 <sup>2</sup>	896 3 4 <sup>4</sup>	613 11 6 <sup>2</sup>	1,562 11 1 <sup>4</sup>	411 8 - 2 <sup>4</sup>
95,273 16 8 <sup>2</sup>	98,722 15 - 3 <sup>4</sup>	115,778 13 -	128,911 4 11	102,840 14 6 <sup>2</sup>	118,501 8 8 <sup>2</sup>
611,417 10 8 <sup>4</sup>	665,257 4 11 <sup>4</sup>	595,200 8 11	615,916 17 9 <sup>2</sup>	573,913 18 10	638,837 14 - 4
706,691 7 4 <sup>4</sup>	763,980 - -	710,979 1 11	744,828 2 8 <sup>2</sup>	676,754 13 4 <sup>4</sup>	757,339 2 9 <sup>2</sup>

Gross and Net Produce of the Duties on Male

	To Mids. 1722	To Mids. 1723	To Mids. 1724	
Amount in	London	2535 9 11	2737 4 11	2529 9 9 3/4
	Country	865,154 17 -	808,634 13 -	645,758 16 - 2
	Outports	287 5 6 2	187 4 3 2	174 16 - 4
Gross Produce	867,977 12 5 2	811,559 2 2 2	648,463 1 10 2	
Charges of Management	54,129 8 1 2	52,244 11 9	52,533 12 8	
Taxes				
Exports	778 0 9 11 - 3/4	672 7 0 16 10 3/4	40,310 - 10 3/4	
Allowances	167 7 6 4	877 17 11 3/4	558 19 11 3/4	
Net Produce	132,406 6 8 2	120,393 6 7 2	93,402 13 6 2	
	735,571 5 9	691,165 15 7	555,060 8 4	
	867,977 12 5 2	811,559 2 2 2	648,463 1 10 2	
	To Mids. 1731	To Mids. 1732	To Mids. 1733	
Amount in	London	2432 1 10 3/4	3570 1 10 2	2830 12 6 3/4
	Country	684,495 11 11	714,432 14 8 2	778,989 - 11 3/4
	Outports	325 7 5	638 - 1 4	364 12 3 3/4
Gross Produce	687,253 1 2 3/4	718,640 16 8 4	782,184 5 9 3/4	
Charges of Management	51,033 18 8 4	51,596 14 5	51,833 13 5 4	
Taxes	3,044 8 10 2	3,089 12 6 3/4	1,574 16 2 2	
Exports	2,287 11 2 3/4	2,052 18 6 3/4	2,879 6 2 3/4	
Allowances	871 8 7 4	774 9 3 2	505 12 1 3/4	
Net Produce	57,237 7 4 3/4	57,513 14 10	56,793 8 - 4	
	630,015 13 10	661,127 1 10 3/4	725,390 17 9 2	
	687,253 1 2 3/4	718,640 16 8 4	782,184 5 9 3/4	

From Midsummer 1721, To Midsummer 1739

To Mids. 1725	To Mids. 1726	To Mids. 1727	To Mids. 1728	To Mids. 1729	To Mids. 1730
3840 - 6 2	1,457 14 5 4	2,175 - 11 3/4	2,637 1 6 2	2,301 6 1	2,851 12 8
724,349 10 5 4	709,913 14 7 4	673,176 7 10 3/4	554,902 13 1	606,609 9 5	741,866 1 3
201 8 - 2	218 10 9	223 2 7 3/4	252 17 -	442 3 1 3/4	301 17 10 3/4
728,393 19 - 4	711,589 19 9 2	675,574 11 5 3/4	557,792 11 7 2	609,352 18 7 3/4	745,019 11 9 3/4
53,597 11 9 2	53,189 15 8 3/4	55,501 12 11 4	51,407 2 6	51,320 8 9 3/4	51,482 - 6 3/4
			5989 9 1 2	4,504 13 2 2	4,567 - 9 3/4
63,113 15 5 4	68,849 16 5 4	2,355 16 7	2,396 10 6 3/4	1,683 8 2	2068 13 - 2
989 13 10 4	713 12 3 4	978 1 - 2	867 7 9	828 18 10 2	657 2 2 4
117,701 1 1	122,755 4 5 4	58,835 10 6 3/4	60,660 9 11 4	58,337 9 - 3/4	58,774 16 7 3/4
619,692 17 11 4	588,834 15 4 4	616,739 - 11	497,132 1 8 4	551,015 9 7	686,244 15 2
728,393 19 - 4	711,589 19 9 2	675,574 11 5 3/4	557,792 11 7 2	609,352 18 7 3/4	745,019 11 9 3/4
To Mids. 1734	To Mids. 1735	To Mids. 1736	To Mids. 1737	To Mids. 1738	To Mids. 1739
3,536 4 10 3/4	3,164 18 -	2,295 16 7 3/4	2,898 13 9 3/4	3,603 18 8	2,200 6 6 3/4
718,285 2 7 4	676,070 11 1	623,394 16 3 3/4	647,641 17 11	694,391 - 9 2	702,162 13 10 3/4
374 7 3 3/4	125 3 9 2	75 2 5 4	183 6 2 2	162 5 10	184 15 3 2
722,195 14 9 4	679,360 12 10 2	625,765 15 4 3/4	650,723 17 11 4	698,157 5 3 2	704,547 15 8 2
52,102 17 2	51,972 12 9 4	51,789 9 9 3/4	51,826 6 1	52,705 15 5	52,581 4 8
1,577 5 3	3,174 1 9 4	3,157 16 8 2	3,204 11 5	3,193 7 10	3,219 13 2 3/4
2,580 13 5 3/4	2,881 15 2 2	2,547 2 9 2	1,416 5 10	1,943 5 11 2	2,771 - 9
640 6 - 4	352 19 3 3/4	580 11 7 2	171 10 6 3/4	490 5 10 2	673 8 5
56,901 1 11	58,381 9 - 3/4	58,075 - 11 3/4	56,618 13 10 3/4	58,332 15 1	59,243 7 - 3/4
665,294 12 10 4	620,979 3 9 3/4	567,690 14 5 2	594,103 4 - 2	639,824 10 2 2	645,302 8 7 3/4
722,195 14 9 4	679,360 12 10 2	625,765 15 4 3/4	650,723 17 11 4	698,157 5 3 2	704,547 15 8 2

*Gross and Net Produce of the Duties on Malt*

	To Mids. 1740	To Mids. 1741	To Mids. 1742
Amount in { London Country Out Ports	2182 7 7 $\frac{1}{2}$	1964 4 2 $\frac{1}{2}$	2574 3 7 $\frac{1}{4}$
	582,191 17 3 $\frac{1}{4}$	534,859 - - $\frac{1}{4}$	676,251 14 9 $\frac{1}{4}$
	136 11 7 $\frac{1}{4}$	44 3 7 $\frac{1}{4}$	76 18 7 $\frac{1}{4}$
<b>Gross Produce</b>	584,510 16 7	536,867 7 10 $\frac{1}{2}$	678,902 17 - $\frac{1}{4}$
Charged of Management	52,966 16 - $\frac{3}{4}$	52,499 2 9	53,120 17 10
Taxes	3,364 7 4 $\frac{1}{4}$	6,610 - 8	6,760 11 7 $\frac{1}{2}$
Exports	2,368 10 7 $\frac{1}{4}$	1,132 3 3 $\frac{1}{2}$	2,416 10 6
Allowances	551 4 3 $\frac{1}{2}$	402 1 10 $\frac{1}{2}$	489 15 11 $\frac{1}{2}$
<b>Net Produce</b>	59,250 18 3 $\frac{1}{4}$	60,643 8 7	62,787 15 11
	525,259 18 3 $\frac{1}{4}$	476,223 19 3 $\frac{1}{2}$	616,115 1 1 $\frac{1}{4}$
	584,510 16 7	536,867 7 10 $\frac{1}{2}$	678,902 17 - $\frac{1}{4}$
	To Mids. 1749	To Mids. 1750	To Mids. 1751
Amount in { London Country Out Ports	2,143 15 7 $\frac{1}{4}$	1,599 7 5 $\frac{1}{4}$	1,785 14 5 $\frac{1}{2}$
	664,141 13 1 $\frac{1}{4}$	767,679 11 3 $\frac{1}{4}$	706,730 6 4 $\frac{1}{2}$
	58 11 4 $\frac{1}{4}$	89 12 1	98 - 2
<b>Gross Produce</b>	666,344 - 2 $\frac{1}{4}$	769,368 10 10	708,614 1 -
Charges of Management	54,904 12 2 $\frac{1}{4}$	51,721 6 10 $\frac{3}{4}$	55,228 15 1 $\frac{1}{4}$
Taxes	7,132 2 1 $\frac{1}{4}$	7,008 9 - $\frac{1}{2}$	5,430 9 11 $\frac{1}{4}$
Exports	5,286 1 8 $\frac{1}{4}$	4,718 12 1	4,579 13 8 $\frac{1}{4}$
Allowances	567 6 - $\frac{1}{4}$	858 11 1 $\frac{3}{4}$	328 7 10 $\frac{1}{4}$
<b>Net Produce</b>	67,890 2 -	67,306 19 2	65,767 6 7 $\frac{1}{2}$
	598,453 18 2 $\frac{1}{4}$	702,061 11 8	642,846 14 4 $\frac{1}{2}$
	666,344 - 2 $\frac{1}{4}$	769,368 10 10	708,614 1 -

*From Midsummer 1739 To Midsummer 1757*

To Mids. 1743	To Mids. 1744	To Mids. 1745	To Mids. 1746	To Mids. 1747	To Mids. 1748
3242 14 2 $\frac{1}{4}$	3230 2 10 $\frac{1}{4}$	2872 - - $\frac{1}{2}$	1880 9 8 $\frac{1}{2}$	2149 14 - $\frac{1}{2}$	2229 2 5 $\frac{1}{2}$
686,600 14 2	834,871 18 10 $\frac{1}{4}$	663,282 12 6 $\frac{1}{4}$	636,820 17 5	662,393 3 4 $\frac{1}{4}$	700,416 13 2 $\frac{1}{4}$
127 12 6 $\frac{1}{2}$	137 - 2 $\frac{1}{2}$	28 1 1 $\frac{1}{4}$	103 - 4 $\frac{1}{4}$	22 2 6	24 3 5 $\frac{1}{4}$
689,971 - 11 $\frac{1}{4}$	838,239 2 -	666,182 13 8 $\frac{1}{2}$	638,804 7 5 $\frac{1}{4}$	664,564 19 11 $\frac{1}{4}$	702,669 19 1
53,253 1 9 $\frac{1}{2}$	53,650 13 2 $\frac{1}{2}$	53,721 8 11	53,570 5 5 $\frac{1}{2}$	53,788 2 7 $\frac{1}{4}$	54,345 6 -
6,806 4 7	6,843 18 10	6,912 1 9 $\frac{1}{4}$	7,021 16 3 $\frac{1}{4}$	7,036 6 3 $\frac{1}{4}$	7,191 18 8 $\frac{1}{2}$
2,261 9 6	3,322 18 7	2,926 5 3 $\frac{1}{4}$	3,889 18 - $\frac{1}{2}$	4,776 4 5	5,834 - 7 $\frac{1}{2}$
510 1 10	924 6 1 $\frac{1}{2}$	480 5 - $\frac{1}{4}$	685 18 -	479 - 5 $\frac{1}{4}$	491 15 10
62,830 17 8 $\frac{1}{2}$	64,741 16 9	64,040 1 - $\frac{1}{4}$	65,167 17 9 $\frac{1}{4}$	66,079 13 8 $\frac{1}{4}$	67,863 1 2
627,140 3 2 $\frac{1}{4}$	773,497 5 3	602,142 12 8 $\frac{1}{4}$	573,636 9 8	598,485 6 2 $\frac{1}{2}$	634,806 17 11
689,971 - 11 $\frac{1}{4}$	838,239 2 -	666,182 13 8 $\frac{1}{2}$	638,804 7 5 $\frac{1}{4}$	664,564 19 11 $\frac{1}{4}$	702,669 19 1
To Mids. 1752	To Mids. 1753	To Mids. 1754	To Mids. 1755	To Mids. 1756	To Mids. 1757
1390 - 8 $\frac{1}{4}$	1,411 19 11 $\frac{1}{2}$	1,918 18 1 $\frac{1}{4}$	2,163 7 5 $\frac{1}{4}$	1,624 15 6 $\frac{1}{2}$	1,157 1 - $\frac{1}{2}$
636,450 6 11 $\frac{1}{4}$	666,215 17 5 $\frac{1}{4}$	724,959 12 1	740,621 15 8	636,659 1 6	166,737 6 9
17 8 2	17 9 9	23 4 4 $\frac{1}{4}$	31 1 8 $\frac{1}{4}$	13 2 2 $\frac{1}{4}$	11 9 3
637,857 15 10	667,645 7 2 $\frac{1}{4}$	726,901 14 10	742,816 4 10	638,296 19 2 $\frac{1}{4}$	167,905 17 - $\frac{1}{2}$
54,498 3 7 $\frac{1}{2}$	55,279 1 1 $\frac{1}{4}$	55,488 5 1 $\frac{1}{4}$	56,522 18 - $\frac{3}{4}$	56,772 - 6 $\frac{1}{4}$	56,841 13 6 $\frac{1}{4}$
5,424 19 11	5,576 17 8 $\frac{1}{4}$	3,677 6 9	3,746 16 4	3,762 7 10 $\frac{1}{4}$	7,579 11 9 $\frac{1}{2}$
3,952 - 3 $\frac{1}{4}$	1,696 8 5 $\frac{1}{2}$	5,202 4 9	5,131 10 4	4,257 9 11 $\frac{1}{2}$	1,538 12 6 $\frac{1}{4}$
194 4 4 $\frac{1}{4}$	198 10 11 $\frac{1}{4}$	389 2 2 $\frac{1}{4}$	490 16 10	285 12 - $\frac{1}{4}$	310 16 1
64,069 8 2 $\frac{1}{2}$	65,750 18 2 $\frac{1}{4}$	64,756 18 10	65,892 1 6 $\frac{1}{4}$	65,077 10 5 $\frac{1}{4}$	66,270 13 11 $\frac{1}{2}$
573,788 7 7 $\frac{1}{2}$	601,894 8 11 $\frac{1}{2}$	662,144 16 -	676,924 3 3 $\frac{1}{4}$	573,219 8 9	101,635 3 1
637,857 15 10	667,645 7 2 $\frac{1}{4}$	726,901 14 10	742,816 4 10	638,296 19 2 $\frac{1}{4}$	167,905 17 - $\frac{1}{2}$


Gross and Net Produce of the Duties on Malt

	To Mid: 1758	To Mid: 1759	To Mid: 1760
Amount in } London	1,529 10 3 $\frac{1}{4}$	1,905 16 4	1,682 2 11 $\frac{1}{2}$
Country	660,849 16 4 $\frac{1}{4}$	744,041 2 12 $\frac{1}{2}$	732,520 6 8 $\frac{3}{4}$
Cut ports	9 5 6	35 19 10	19 6 6 $\frac{1}{4}$
Gross Produce	662,388 12 2 $\frac{1}{2}$	745,982 18 3 $\frac{1}{2}$	734,221 16 3
Charges of Management	57,184 8 8 $\frac{1}{4}$	57,836 14 6 $\frac{1}{4}$	58,544 4 7 $\frac{1}{4}$
Taxes	7,664 16 4	7,672 2 7 $\frac{1}{2}$	7,780 5 10 $\frac{1}{2}$
Exports	120 6 12 4 $\frac{1}{4}$	1,853 8 4 $\frac{1}{4}$	3,255 8 11 $\frac{1}{4}$
Allowances	298 1 5 $\frac{1}{2}$	398 7 2	855 3 7
Net Produce	663,53 18 11	677,60 12 9	704,35 3 -
	596,034 13 3 $\frac{1}{2}$	678,222 5 6 $\frac{1}{2}$	663,786 13 3
	662,388 12 2 $\frac{1}{2}$	745,982 18 3 $\frac{1}{2}$	734,221 16 3

From Midsummer 1757 To

To Mid: 1761	To Mid: 1762	To Mid: 1763	To Mid: 1764	To Mid: 1765
1,658 11 7 $\frac{1}{4}$	840 3 6 $\frac{1}{2}$	1,153 7 8 $\frac{1}{4}$	1,079 6 4 $\frac{1}{4}$	1,688 10 4 $\frac{1}{2}$
764,881 19 9 $\frac{1}{2}$	684,952 16 6 $\frac{1}{4}$	527,297 11 10 $\frac{1}{4}$	696,685 10 4	680,317 .. 2
14 5 4	9 6 6 $\frac{1}{4}$	8 - -	12 12 12 $\frac{1}{2}$	14 6 ..
766,554 16 9 $\frac{1}{4}$	685,802 6 8	528,458 19 7	697,777 8 10 $\frac{1}{4}$	682,019 16 6 $\frac{1}{2}$
59,801 16 9 $\frac{1}{2}$	59,633 11 7 $\frac{1}{4}$	59,362 12 9	59,824 17 7 $\frac{1}{4}$	60,040 2 10 $\frac{1}{4}$
7,746 2 4	7,874 13 4	7,943 16 4 $\frac{1}{4}$	7,907 6 -	7,956 8 9 $\frac{1}{2}$
3,907 7 4	4,091 - 4 $\frac{1}{4}$	2,800 3 5 $\frac{1}{4}$	3,486 7 7 $\frac{1}{4}$	3,338 12 4 $\frac{1}{2}$
485 3 3	479 2 10 $\frac{1}{4}$	313 13 8 $\frac{1}{4}$	321 14 11 $\frac{1}{4}$	326 - 11 $\frac{1}{4}$
71,910 9 8 $\frac{1}{2}$	72,078 8 2 $\frac{1}{4}$	70,420 6 4 $\frac{1}{4}$	71,540 6 2 $\frac{1}{4}$	71,661 5 ..
694,614 7 - 3 $\frac{1}{4}$	613,723 18 5 $\frac{1}{4}$	458,038 13 2 $\frac{1}{4}$	626,237 2 8	610,358 11 6 $\frac{1}{2}$
766,554 16 9 $\frac{1}{4}$	685,802 6 8	528,458 19 7	697,777 8 10 $\frac{1}{4}$	682,019 16 6 $\frac{1}{2}$

0034



Gross & Net Produce of the Duty on Candles

	From 1 <sup>st</sup> May 1710 To Lady Day 1711	From Lady day 1711 To Lady day 1712	From Lady Day 1712 To Lady Day 1713
Stock in hand	3,800 1 4 <sup>1</sup> / <sub>4</sub>	2,847 16 - <sup>3</sup> / <sub>4</sub>	
Growing Duty	63,620 5 9 <sup>1</sup> / <sub>4</sub>	116,075 7 2	
Gross Produce	67,420 7 1 <sup>3</sup> / <sub>4</sub>	118,923 3 2 <sup>1</sup> / <sub>4</sub>	134,609 6 - <sup>4</sup> / <sub>4</sub>
Charges of Management	8,842 3 -	13,819 12 11 <sup>1</sup> / <sub>4</sub>	16,563 6 3
Exports	217 3 2	727 5 1	1,192 7 -
Allowances	43 10 7	10 16 10 <sup>1</sup> / <sub>2</sub>	10 - -
Net Produce	9,102 16 9 58,317 10 4 <sup>1</sup> / <sub>2</sub>	14,557 14 10 <sup>3</sup> / <sub>4</sub> 104,365 8 4	18,095 13 3 116,513 12 9 <sup>1</sup> / <sub>4</sub>
	67,420 7 1 <sup>3</sup> / <sub>4</sub>	118,923 3 2 <sup>1</sup> / <sub>4</sub>	134,609 6 - <sup>4</sup> / <sub>4</sub>
	To Midsum <sup>r</sup> 1719	To Midsum <sup>r</sup> 1720	To Midsum <sup>r</sup> 1721
Gross Produce	141,282 3 5 <sup>1</sup> / <sub>4</sub>	137,542 3 3 <sup>1</sup> / <sub>4</sub>	142,125 10 1
Charges of Management	12,760 1 8 <sup>1</sup> / <sub>4</sub>	13,735 16 3	13,397 18 6
Exports	1,959 2 9	1,120 12 4 <sup>1</sup> / <sub>4</sub>	1,127 3 7 <sup>1</sup> / <sub>4</sub>
Allowances	18 9 6 <sup>3</sup> / <sub>4</sub>	34 7 3	20 10 8 <sup>1</sup> / <sub>2</sub>
Net Produce	14,737 17 - 126,544 6 5 <sup>1</sup> / <sub>4</sub>	14,890 15 10 <sup>3</sup> / <sub>4</sub> 122,651 7 5	14,545 12 9 <sup>1</sup> / <sub>4</sub> 127,579 17 3 <sup>1</sup> / <sub>4</sub>
	141,282 3 5 <sup>1</sup> / <sub>4</sub>	137,542 3 3 <sup>1</sup> / <sub>4</sub>	142,125 10 1
	To Midsum <sup>r</sup> 1727	To Midsum <sup>r</sup> 1728	To Midsum <sup>r</sup> 1729
Gross Produce	153,831 7 8 <sup>1</sup> / <sub>4</sub>	143,786 3 5 <sup>1</sup> / <sub>4</sub>	136,835 7 11 <sup>1</sup> / <sub>4</sub>
Charges of Management	13,301 17 7 <sup>1</sup> / <sub>4</sub>	13,390 3 6 <sup>1</sup> / <sub>4</sub>	13,218 15 4 <sup>1</sup> / <sub>2</sub>
Taxes	650 9 8 <sup>1</sup> / <sub>4</sub>	1,304 16 10	974 1 3 <sup>1</sup> / <sub>4</sub>
Exports	1,011 18 - <sup>1</sup> / <sub>4</sub>	1,317 18 3	2,115 3 - <sup>1</sup> / <sub>2</sub>
Allowances	64 13 5	8 18 3	53 14 4
Net Produce	15,028 18 9 <sup>1</sup> / <sub>4</sub> 138,802 8 10 <sup>1</sup> / <sub>2</sub>	16,021 16 10 <sup>1</sup> / <sub>4</sub> 127,764 6 7	16,361 14 - <sup>1</sup> / <sub>4</sub> 120,473 13 11
	153,831 7 8 <sup>1</sup> / <sub>4</sub>	143,786 3 5 <sup>1</sup> / <sub>4</sub>	136,835 7 11 <sup>1</sup> / <sub>4</sub>

From May 1<sup>st</sup> 1710 To Midsummer 1734.

From Lady Day 1713 To Midsum <sup>r</sup> 1714	To Midsum <sup>r</sup> 1715	To Midsum <sup>r</sup> 1716	To Midsum <sup>r</sup> 1717	To Midsum <sup>r</sup> 1718
124,580 17 11	129,143 14 9 <sup>1</sup> / <sub>2</sub>	130,850 15 2 <sup>1</sup> / <sub>2</sub>	131,164 13 4 <sup>1</sup> / <sub>4</sub>	135,639 5 3 <sup>1</sup> / <sub>4</sub>
13,250 11 11	12,981 13 3 <sup>1</sup> / <sub>4</sub>	13,687 11 - <sup>1</sup> / <sub>4</sub>	12,855 15 10	12,668 11 7 <sup>1</sup> / <sub>4</sub>
750 12 4 <sup>1</sup> / <sub>2</sub>	1,892 8 2 <sup>1</sup> / <sub>4</sub>	1,805 5 11	1,216 1 6 <sup>3</sup> / <sub>4</sub>	1,053 7 - <sup>1</sup> / <sub>4</sub>
35 13 5	44 9 2 <sup>1</sup> / <sub>2</sub>	13 12 2	15 10 8 <sup>1</sup> / <sub>4</sub>	59 12 3
14,036 17 8 <sup>1</sup> / <sub>2</sub>	14,918 10 8 <sup>1</sup> / <sub>2</sub>	15,506 9 1 <sup>3</sup> / <sub>4</sub>	14,087 8 1 <sup>1</sup> / <sub>2</sub>	13,781 10 11
110,544 - 2 <sup>1</sup> / <sub>2</sub>	114,225 4 1	115,344 6 - <sup>1</sup> / <sub>4</sub>	117,377 5 2 <sup>1</sup> / <sub>4</sub>	121,857 14 4 <sup>1</sup> / <sub>4</sub>
124,580 17 11	129,143 14 9 <sup>1</sup> / <sub>2</sub>	130,850 15 2 <sup>1</sup> / <sub>2</sub>	131,164 13 4 <sup>1</sup> / <sub>4</sub>	135,639 5 3 <sup>1</sup> / <sub>4</sub>
To Midsum <sup>r</sup> 1722	To Midsum <sup>r</sup> 1723	To Midsum <sup>r</sup> 1724	To Midsum <sup>r</sup> 1725	To Midsum <sup>r</sup> 1726
145,676 11 6 <sup>1</sup> / <sub>4</sub>	153,362 14 10	151,247 2 1 <sup>1</sup> / <sub>4</sub>	149,276 8 11 <sup>1</sup> / <sub>2</sub>	151,430 14 6
13,015 13 7	13,430 10 11 <sup>1</sup> / <sub>2</sub>	13,299 - 2 <sup>1</sup> / <sub>4</sub>	13,083 - 7 <sup>1</sup> / <sub>4</sub>	14,398 3 7 <sup>1</sup> / <sub>2</sub>
1,560 14 11 <sup>1</sup> / <sub>4</sub>	1,731 15 10 <sup>1</sup> / <sub>4</sub>	1,507 16 6 <sup>1</sup> / <sub>4</sub>	1,513 12 7 <sup>1</sup> / <sub>4</sub>	1,843 13 8 <sup>1</sup> / <sub>2</sub>
40 14 7 <sup>1</sup> / <sub>2</sub>	19 2 10	46 5 7	75 5 4	33 - 3 <sup>1</sup> / <sub>2</sub>
14,617 3 1 <sup>1</sup> / <sub>4</sub>	15,211 9 7 <sup>1</sup> / <sub>4</sub>	14,853 2 4	14,671 18 7	16,274 17 7 <sup>1</sup> / <sub>2</sub>
131,059 8 4 <sup>1</sup> / <sub>2</sub>	138,151 5 2 <sup>1</sup> / <sub>4</sub>	136,393 19 9 <sup>1</sup> / <sub>4</sub>	134,604 10 4 <sup>1</sup> / <sub>2</sub>	135,155 16 10 <sup>1</sup> / <sub>2</sub>
145,676 11 6 <sup>1</sup> / <sub>4</sub>	153,362 14 10	151,247 2 1 <sup>1</sup> / <sub>4</sub>	149,276 8 11 <sup>1</sup> / <sub>2</sub>	151,430 14 6
To Midsum <sup>r</sup> 1730	To Midsum <sup>r</sup> 1731	To Midsum <sup>r</sup> 1732	To Midsum <sup>r</sup> 1733	To Midsum <sup>r</sup> 1734
133,413 17 2 <sup>1</sup> / <sub>2</sub>	140,020 18 5 <sup>1</sup> / <sub>2</sub>	143,713 19 4	146,275 5 6 <sup>1</sup> / <sub>4</sub>	153,624 2 7 <sup>1</sup> / <sub>4</sub>
13,206 17 3 <sup>1</sup> / <sub>2</sub>	13,243 7 2 <sup>1</sup> / <sub>4</sub>	13,073 - 11 <sup>1</sup> / <sub>2</sub>	12,913 - 5 <sup>1</sup> / <sub>4</sub>	13,063 16 8 <sup>1</sup> / <sub>4</sub>
988 5 5 <sup>1</sup> / <sub>4</sub>	656 18 4 <sup>1</sup> / <sub>2</sub>	668 13 11 <sup>1</sup> / <sub>2</sub>	329 15 11 <sup>1</sup> / <sub>4</sub>	335 - 11 <sup>1</sup> / <sub>4</sub>
1,513 7 -	1,287 1 8 <sup>1</sup> / <sub>4</sub>	1,660 19 9	1,571 4 7 <sup>1</sup> / <sub>4</sub>	1,756 13 11 <sup>1</sup> / <sub>2</sub>
47 17 - <sup>1</sup> / <sub>2</sub>	22 16 7	59 - 1	31 1 9	34 9 6
15,756 6 9 <sup>1</sup> / <sub>4</sub>	15,210 3 10 <sup>1</sup> / <sub>2</sub>	15,461 14 9	14,845 2 10 <sup>1</sup> / <sub>4</sub>	15,190 1 1
117,657 10 5 <sup>1</sup> / <sub>4</sub>	124,810 14 7	128,252 4 7	131,430 2 8	138,434 1 6 <sup>1</sup> / <sub>4</sub>
133,413 17 2 <sup>1</sup> / <sub>2</sub>	140,020 18 5 <sup>1</sup> / <sub>2</sub>	143,713 19 4	146,275 5 6 <sup>1</sup> / <sub>4</sub>	153,624 2 7 <sup>1</sup> / <sub>4</sub>



Gross & Net Produce of the Duty on Candles

	To Mid <sup>s</sup> 1735	To Mid <sup>s</sup> 1736	To Mid <sup>s</sup> 1737
Gross Produce	159,878 1 5	162,340 14 4 <sup>2</sup>	156,842 19 -
Charges of Management	13,179 13 8 <sup>2</sup>	12,776 14 4 <sup>2</sup>	13,007 3 10 <sup>2</sup>
Taxes	685 5 1	685 14 4 <sup>2</sup>	677 14 9 <sup>2</sup>
Exports	1,829 18 2	1,311 6 4 <sup>3</sup>	1,221 15 - <sup>4</sup>
Allowances	34 19 4	40 11 7	66 6 8
Net Produce	157,229 16 3 <sup>2</sup> 144,148 5 1 <sup>2</sup>	148,146 8 3 <sup>4</sup> 147,526 7 7 <sup>3</sup>	143,835 - 4 <sup>4</sup> 141,869 18 7 <sup>3</sup>
	159,878 1 5	162,340 14 4 <sup>2</sup>	156,842 19 -
	To Mid <sup>s</sup> 1743	To Mid <sup>s</sup> 1744	To Mid <sup>s</sup> 1745
Gross Produce	128,140 14 3 <sup>3</sup>	136,484 3 6 <sup>3</sup>	139,098 16 - <sup>4</sup>
Charges of Management	13,106 16 11 <sup>2</sup>	13,118 18 2	13,133 1 8
Taxes	1,363 19 8 <sup>4</sup>	1,444 1 5 <sup>4</sup>	1,442 12 3 <sup>3</sup>
Exports	2,494 - 4	2,439 10 10	2,419 6 5
Allowances	32 5 6	22 14 6	38 15 4
Net Produce	169,97 2 5 <sup>3</sup> 111,143 11 10	170,254 11 <sup>4</sup> 119,458 18 7 <sup>2</sup>	170,331 5 8 <sup>3</sup> 122,065 - 3 <sup>2</sup>
	128,140 14 3 <sup>3</sup>	136,484 3 6 <sup>3</sup>	139,098 16 - <sup>4</sup>
	To Mid <sup>s</sup> 1751	To Mid <sup>s</sup> 1752	To 5 <sup>th</sup> July 1753
Gross Produce	158,929 13 7 <sup>3</sup>	160,449 14 4 <sup>4</sup>	164,782 17 8 <sup>3</sup>
Charges of Management	13,305 17 2 <sup>3</sup>	13,827 13 1 <sup>4</sup>	13,702 - 8 <sup>3</sup>
Taxes	1,112 8 2 <sup>3</sup>	1,131 2 8 <sup>4</sup>	1,171 8 - <sup>3</sup>
Exports	3,501 2 6 <sup>2</sup>	4,314 7 7 <sup>4</sup>	4,094 8 1 <sup>2</sup>
Allowances	63 17 2	26 6 -	74 13 11
Net Produce	17,983 5 2 140,946 8 5 <sup>3</sup>	19,299 9 1 <sup>4</sup> 141,150 4 11 <sup>2</sup>	19,042 10 10 145,740 6 10 <sup>3</sup>
	158,929 13 7 <sup>3</sup>	160,449 14 4 <sup>4</sup>	164,782 17 8 <sup>3</sup>

From Midsummer 1734 To 5<sup>th</sup> July 1758.

To Mid <sup>s</sup> 1738	To Mid <sup>s</sup> 1739	To Mid <sup>s</sup> 1740	To Mid <sup>s</sup> 1741	To Mid <sup>s</sup> 1742
158,000 16 7 <sup>3</sup>	158,098 10 1	146,135 5 10 <sup>3</sup>	124,171 19 - <sup>3</sup>	124,211 19 9 <sup>4</sup>
13,284 5 5 <sup>4</sup>	13,187 17 5	13,064 13 3 <sup>3</sup>	12,798 18 8 <sup>4</sup>	13,471 11 2 <sup>2</sup>
695 12 8 <sup>3</sup>	689 12 1 <sup>3</sup>	703 7 1 <sup>2</sup>	1,362 14 3 <sup>4</sup>	1,117 18 4 <sup>2</sup>
1,461 3 8 <sup>4</sup>	1,619 8 5 <sup>3</sup>	1,404 3 5 <sup>2</sup>	1,924 2 4 <sup>4</sup>	1,809 4 9.
32 17 9 <sup>3</sup>	45 3 9	33 2 9	59 6 -	48 7 4
15,473 19 8	15,542 1 9 <sup>2</sup>	15,205 6 7 <sup>3</sup>	16,145 1 3 <sup>3</sup>	16,747 1 8
142,526 16 11 <sup>3</sup>	142,556 8 3 <sup>2</sup>	130,929 19 3	108,026 17 9	107,464 18 1 <sup>4</sup>
158,000 16 7 <sup>3</sup>	158,098 10 1	146,135 5 10 <sup>3</sup>	124,171 19 - <sup>3</sup>	124,211 19 9 <sup>4</sup>
To Mid <sup>s</sup> 1746	To Mid <sup>s</sup> 1747	To Mid <sup>s</sup> 1748	To Mid <sup>s</sup> 1749	To Mid <sup>s</sup> 1750
142,615 17 4 <sup>3</sup>	147,833 16 10 <sup>4</sup>	149,599 8 9 <sup>2</sup>	148,106 11 3 <sup>2</sup>	151,204 4 1 <sup>3</sup>
13,080 17 9 <sup>2</sup>	13,049 6 11 <sup>2</sup>	13,144 18 10 <sup>4</sup>	13,194 16 7 <sup>4</sup>	13,018 15 4
1,458 - 7	1,476 19 - <sup>4</sup>	1,367 3 7 <sup>4</sup>	1,462 14 3	1,481 13 7 <sup>4</sup>
2,450 16 4 <sup>2</sup>	3,840 5 1	2,999 16 8 <sup>4</sup>	2,474 12 5	2,194 17 4
103 13 3	60 12 -	21 8 9	458 13 3	63 1 3
17,093 8 -	18,427 3 - <sup>3</sup>	17,533 7 10 <sup>3</sup>	17,570 16 6 <sup>4</sup>	16,758 7 6 <sup>4</sup>
125,522 9 4 <sup>3</sup>	129,406 13 9 <sup>2</sup>	132,066 - 10 <sup>3</sup>	130,535 14 9 <sup>4</sup>	134,443 16 7 <sup>2</sup>
142,615 17 4 <sup>3</sup>	147,833 16 10 <sup>4</sup>	149,599 8 9 <sup>2</sup>	148,106 11 3 <sup>2</sup>	151,204 4 1 <sup>3</sup>
To 5 <sup>th</sup> July 1754	To 5 <sup>th</sup> July 1755	To 5 <sup>th</sup> July 1756	To 5 <sup>th</sup> July 1757	To 5 <sup>th</sup> July 1758
157,424 2 11	149,092 6 3 <sup>3</sup>	161,089 - 6 <sup>4</sup>	158,366 15 5 <sup>4</sup>	155,226 11 2 <sup>2</sup>
13,943 6 -	13,978 16 11 <sup>4</sup>	14,013 16 10 <sup>2</sup>	13,795 7 6 <sup>4</sup>	14,304 8 7 <sup>3</sup>
786 7 8 <sup>4</sup>	759 10 3 <sup>3</sup>	790 19 7 <sup>2</sup>	1,587 1 3	1,561 1 3
3,199 12 1 <sup>4</sup>	2,788 8 11 <sup>3</sup>	2,927 17 5 <sup>4</sup>	4,595 15 10 <sup>4</sup>	4,473 19 9
53 15 11	96 3 3	67 3 -	37 18 9	29 14 6
17,983 1 8 <sup>2</sup>	17,622 19 5 <sup>3</sup>	17,799 16 11 <sup>4</sup>	20,016 3 5 <sup>2</sup>	20,369 4 1 <sup>3</sup>
139,441 1 2 <sup>2</sup>	131,469 6 10	143,289 3 7	138,350 11 11 <sup>3</sup>	134,857 7 - <sup>3</sup>
157,424 2 11	149,092 6 3 <sup>3</sup>	161,089 - 6 <sup>4</sup>	158,366 15 5 <sup>4</sup>	155,226 11 2 <sup>2</sup>



Gross & Net Produce of the Duty on Candles

	To 5 <sup>th</sup> July 1759	To 5 <sup>th</sup> July 1760	To 5 <sup>th</sup> July 1761
Gross Produce	163,018 7 8 $\frac{1}{2}$	171,588 1 1	176,432 3 3 $\frac{1}{2}$
Charges of Management	14,192 8 12	14,229 14 5 $\frac{1}{2}$	14,300 10 2 $\frac{1}{2}$
Taxes	1,531 2 9	1,615 10 8	1,588 8 6
Exports	3,457 11 1	5,568 16 6	5,791 6 8
Allowances	26 9 3	39 7 11	33 1 5
Net Produce	119,507 11 22	124,533 9 6 $\frac{1}{2}$	121,713 6 9 $\frac{1}{2}$
	143,510 16 5 $\frac{1}{2}$	150,134 11 6 $\frac{1}{2}$	154,718 16 6 $\frac{1}{2}$
	163,018 7 8 $\frac{1}{2}$	171,588 1 1	176,432 3 3 $\frac{1}{2}$

From 5<sup>th</sup> July 1758 To

To 5 <sup>th</sup> July 1762	To 5 <sup>th</sup> July 1763	To 5 <sup>th</sup> July 1764	To 5 <sup>th</sup> July 1765
184,570 15 5 $\frac{1}{2}$	182,713 9 6 $\frac{1}{2}$	185,638 7 11	181,249 6 6 $\frac{1}{2}$
14,433 1 2 $\frac{1}{2}$	14,677 8 10	14,566 7 4 $\frac{1}{2}$	14,490 2 10 $\frac{1}{2}$
1,582 10 2	1,591 17 6	1,589 12 4	1,596 11 8
7,233 16 3	8,469 9 1	7,816 9 11	5,480 7 7
36 2 2	47 9 8	19 3 7	69 4 1
23,285 9 7 $\frac{1}{2}$	24,786 5 1	23,991 13 2 $\frac{1}{2}$	21,636 6 2 $\frac{1}{2}$
161,285 5 10 $\frac{1}{2}$	157,927 4 5 $\frac{1}{2}$	161,646 14 8 $\frac{1}{2}$	159,613 - 3 $\frac{1}{2}$
184,570 15 5 $\frac{1}{2}$	182,713 9 6 $\frac{1}{2}$	185,638 7 11	181,249 6 6 $\frac{1}{2}$

0038

72

73

Gross & Net Produce of the Duty on Hops

	From 1 <sup>st</sup> June 1711 To Midsum <sup>r</sup> 1712	To Midsum <sup>r</sup> 1713	To Midsum <sup>r</sup> 1714
Gross Produce <small>Stock in hand - 6746.14.10<sup>1</sup>/<sub>2</sub> Growing duty - 43437.16.1<sup>1</sup>/<sub>2</sub></small>	50,184 10 11 <sup>1</sup> / <sub>2</sub>	30,278 16 - <sup>1</sup> / <sub>4</sub>	23,018 12 1 <sup>1</sup> / <sub>2</sub>
Charges of Management	23 08 14 9 <sup>1</sup> / <sub>4</sub>	1582 10 2	1557 12 3 <sup>1</sup> / <sub>4</sub>
Exports	1177 5 - <sup>1</sup> / <sub>2</sub>	1912 7 9	3615 9 8 <sup>1</sup> / <sub>2</sub>
Allowances	262 13 1 <sup>1</sup> / <sub>4</sub>	148 11 7	15 12 8
Net Produce	3748 12 11 46,435 18 - <sup>1</sup> / <sub>2</sub>	3643 9 6 26,635 6 6 <sup>1</sup> / <sub>4</sub>	5188 14 8 <sup>1</sup> / <sub>4</sub> 17,829 17 5 <sup>1</sup> / <sub>4</sub>
	50,184 10 11 <sup>1</sup> / <sub>2</sub>	30,278 16 - <sup>1</sup> / <sub>4</sub>	23,018 12 1 <sup>1</sup> / <sub>2</sub>
	To Midsum <sup>r</sup> 1720	To Midsum <sup>r</sup> 1721	To Midsum <sup>r</sup> 1722
Gross Produce	90,317 19 - <sup>1</sup> / <sub>4</sub>	38,169 15 7 <sup>1</sup> / <sub>2</sub>	61,362 6 5
Charges of Management	2003 11 -	1729 15 6	3032 16 6
Exports	3970 12 3 <sup>1</sup> / <sub>2</sub>	2530 3 4 <sup>1</sup> / <sub>4</sub>	389 1 2 <sup>1</sup> / <sub>4</sub>
Allowances	31 12 4	3 5 11	3 5 6 <sup>1</sup> / <sub>4</sub>
Net Produce	6005 15 7 <sup>1</sup> / <sub>2</sub> 84,312 3 4 <sup>1</sup> / <sub>4</sub>	4263 4 9 <sup>1</sup> / <sub>4</sub> 33,906 10 10 <sup>1</sup> / <sub>4</sub>	3425 3 3 57,937 3 2
	90,317 19 - <sup>1</sup> / <sub>4</sub>	38,169 15 7 <sup>1</sup> / <sub>2</sub>	61,362 6 5
	To Midsum <sup>r</sup> 1728	To Midsum <sup>r</sup> 1729	To Midsum <sup>r</sup> 1730
Gross Produce	69,409 2 10 <sup>1</sup> / <sub>4</sub>	41,494 8 9	48,462 6 8
Charges of Management	1814 - 9	1549 1 8 <sup>1</sup> / <sub>4</sub>	1709 9 6 <sup>1</sup> / <sub>4</sub>
Taxes	38 8 -	28 16 -	28 16 -
Allowances	122 13 - <sup>1</sup> / <sub>4</sub>	Exports 10 6 5 22 4 5 <sup>1</sup> / <sub>2</sub>	12 14 4
Net Produce	1975 1 9 <sup>1</sup> / <sub>4</sub> 67,434 1 - <sup>1</sup> / <sub>2</sub>	1610 11 7 <sup>1</sup> / <sub>4</sub> 39,883 17 1 <sup>1</sup> / <sub>4</sub>	1750 19 10 <sup>1</sup> / <sub>4</sub> 46,711 6 9 <sup>1</sup> / <sub>4</sub>
	69,409 2 10 <sup>1</sup> / <sub>4</sub>	41,494 8 9	48,462 6 8

From 1<sup>st</sup> of June 1711 To Midsummer 1735.

To Midsum <sup>r</sup> 1715	To Midsum <sup>r</sup> 1716	To Midsum <sup>r</sup> 1717	To Midsum <sup>r</sup> 1718	To Midsum <sup>r</sup> 1719
14,457 5 11	44,975 7 6 <sup>1</sup> / <sub>4</sub>	20,354 16 3 <sup>1</sup> / <sub>4</sub>	54,669 2 8	15,005 15 8 <sup>1</sup> / <sub>4</sub>
1,314 17 5 <sup>1</sup> / <sub>4</sub>	1,630 2 9 <sup>1</sup> / <sub>2</sub>	1,542 16 7 <sup>1</sup> / <sub>4</sub>	1,754 16 2 <sup>1</sup> / <sub>4</sub>	985 1 2 <sup>1</sup> / <sub>4</sub>
4,384 11 11 <sup>1</sup> / <sub>2</sub>	1,056 17 2	2,922 - 1 <sup>1</sup> / <sub>4</sub>	4,405 5 3 <sup>1</sup> / <sub>4</sub>	5,489 9 1
19 12 4 <sup>1</sup> / <sub>2</sub>	11 13 2	16 4 11 <sup>1</sup> / <sub>2</sub>	15 12 10 <sup>1</sup> / <sub>4</sub>	10 5 1
5719 1 9 <sup>1</sup> / <sub>4</sub> 8738 4 1 <sup>1</sup> / <sub>4</sub>	2698 13 1 <sup>1</sup> / <sub>2</sub> 42276 14 4 <sup>1</sup> / <sub>4</sub>	4481 1 8 <sup>1</sup> / <sub>2</sub> 15,873 14 7 <sup>1</sup> / <sub>4</sub>	6175 14 4 <sup>1</sup> / <sub>4</sub> 48493 8 3 <sup>1</sup> / <sub>4</sub>	6484 15 4 <sup>1</sup> / <sub>4</sub> 8521 - 4
14,457 5 11	44,975 7 6 <sup>1</sup> / <sub>4</sub>	20,354 16 3 <sup>1</sup> / <sub>4</sub>	54,669 2 8	15,005 15 8 <sup>1</sup> / <sub>4</sub>
	To Midsum <sup>r</sup> 1723	To Midsum <sup>r</sup> 1724	To Midsum <sup>r</sup> 1725	To Midsum <sup>r</sup> 1726
49,433 - 4 <sup>1</sup> / <sub>4</sub>	30,279 9 6 <sup>1</sup> / <sub>4</sub>	61,271 7 2 <sup>1</sup> / <sub>4</sub>	6,526 8 3	85,013 13 9 <sup>1</sup> / <sub>4</sub>
1888 19 9	1,296 10 9 <sup>1</sup> / <sub>4</sub>	1,922 11 1	1,392 15 11	2,001 9 4 <sup>1</sup> / <sub>2</sub>
32 13 9 <sup>1</sup> / <sub>2</sub>	2 19 -	- - -	- - -	Taxes 21 7 -
17 2 5 <sup>1</sup> / <sub>4</sub>	5 - 2	22 18 -	18 8 3	81 5 4
1938 16 - <sup>1</sup> / <sub>4</sub> 47,494 4 4	1304 9 11 <sup>1</sup> / <sub>4</sub> 28,974 19 7	1945 9 1 59,325 18 1 <sup>1</sup> / <sub>4</sub>	1,411 4 2 5,115 4 1	2104 1 8 <sup>1</sup> / <sub>2</sub> 82,909 12 1 <sup>1</sup> / <sub>4</sub>
49,433 - 4 <sup>1</sup> / <sub>4</sub>	30,279 9 6 <sup>1</sup> / <sub>4</sub>	61,271 7 2 <sup>1</sup> / <sub>4</sub>	6,526 8 3	85,013 13 9 <sup>1</sup> / <sub>4</sub>
	To Midsum <sup>r</sup> 1731	To Midsum <sup>r</sup> 1732	To Midsum <sup>r</sup> 1733	To Midsum <sup>r</sup> 1734
44,344 4 10 <sup>1</sup> / <sub>4</sub>	23,273 12 8 <sup>1</sup> / <sub>4</sub>	35,045 19 10 <sup>1</sup> / <sub>2</sub>	70,310 13 4 <sup>1</sup> / <sub>4</sub>	37,448 19 2 <sup>1</sup> / <sub>4</sub>
1,725 5 2 <sup>1</sup> / <sub>2</sub>	1,245 10 5 <sup>1</sup> / <sub>4</sub>	1,176 18 3 <sup>1</sup> / <sub>4</sub>	1,650 3 7 <sup>1</sup> / <sub>2</sub>	1,698 16 4 <sup>1</sup> / <sub>2</sub>
19 4 -	19 4 -	10 1 -	9 12 -	20 10 6
4 12 5	- - -	5 15 11	1 15 1	2 1 8
1,749 1 7 <sup>1</sup> / <sub>2</sub> 42,595 3 2 <sup>1</sup> / <sub>4</sub>	1,264 14 5 <sup>1</sup> / <sub>4</sub> 22,008 18 3	1,192 15 2 <sup>1</sup> / <sub>4</sub> 33,553 4 8 <sup>1</sup> / <sub>4</sub>	1,661 10 8 <sup>1</sup> / <sub>2</sub> 68,649 2 7 <sup>1</sup> / <sub>4</sub>	1,721 8 6 <sup>1</sup> / <sub>2</sub> 35,727 10 8 <sup>1</sup> / <sub>4</sub>
44,344 4 10 <sup>1</sup> / <sub>4</sub>	23,273 12 8 <sup>1</sup> / <sub>4</sub>	35,045 19 10 <sup>1</sup> / <sub>2</sub>	70,310 13 4 <sup>1</sup> / <sub>4</sub>	37,448 19 2 <sup>1</sup> / <sub>4</sub>

Gross & Net Produce of the Duty on Hops.

	To Mid <sup>s</sup> . 1736	To Mid <sup>s</sup> . 1737	To Mid <sup>s</sup> . 1738
Gross Produce	42,989 12 8	46,396 4 - 3/4	56,749 13 6 3/4
Charges of Management	1,480 - 5 4 1/2	1,508 14 7 3/4	1,965 9 - 1/4
Taxes	20 11 6	20 11 6	20 11 6
Allowances	- - -	1 6 1/4	4 3 4
Net Produce	41,488 15 9 1/2	44,865 11 9 3/4	54,759 9 8 1/2
	42,989 12 8	46,396 4 - 3/4	56,749 13 6 3/4
	To Mid <sup>s</sup> . 1744	To Mid <sup>s</sup> . 1745	To Mid <sup>s</sup> . 1746
Gross Produce	63,759 - 5 1/4	46,713 2 5	34,750 19 10 3/4
Charges of Management	1,914 15 11 1/2	1,744 8 4 1/2	1,818 16 8
Taxes	41 3 -	33 3 -	33 3 -
Allowances	1 14 2	9 5 1/2	12 11
Net Produce	61,801 7 3 3/4	44,935 1 7	32,898 7 3 3/4
	63,759 - 5 1/4	46,713 2 5	34,750 19 10 3/4
	To Mid <sup>s</sup> . 1752	To 5 <sup>th</sup> July 1753	To 5 <sup>th</sup> July 1754
Gross Produce	74,157 8 3	82,221 16 9 1/4	91,184 8 1 1/4
Charges of Management	2,283 14 9 3/4	2,200 4 - 2	2,379 7 9 3/4
Taxes	24 17 10	24 17 10 1/4	16 11 10 3/4
Allowances	5 4 6 1/2	13 15 5	8 18 1
Net Produce	71,843 11 - 3/4	79,982 19 5 1/2	88,779 10 4 1/4
	74,157 8 3	82,221 16 9 1/4	91,184 8 1 1/4

0040

From Midsummer 1735 To 5<sup>th</sup> July 1759.

	To Mid <sup>s</sup> . 1739	To Mid <sup>s</sup> . 1740	To Mid <sup>s</sup> . 1741	To Mid <sup>s</sup> . 1742	To Mid <sup>s</sup> . 1743
Gross Produce	87,349 10 3 3/4	70,743 4 6 3/4	37,883 12 8 3/4	74,945 11 5 1/2	45,485 9 3
Charges of Management	1,865 5 7 1/2	1,774 1 5 1/2	1,642 19 3	2,025 8 3 1/2	1,716 6 7 3/4
Taxes	20 11 6	20 11 6	41 3 -	41 3 -	41 3 -
Allowances	- - -	4 15 4	1 14 -	3 14 1	5 4 9
Net Produce	85,463 13 2 1/4	68,943 16 3 3/4	36,197 16 5 3/4	72,875 6 1	43,722 14 10 1/4
	87,349 10 3 3/4	70,743 4 6 3/4	37,883 12 8 3/4	74,945 11 5 1/2	45,485 9 3
	To Mid <sup>s</sup> . 1747	To Mid <sup>s</sup> . 1748	To Mid <sup>s</sup> . 1749	To Mid <sup>s</sup> . 1750	To Mid <sup>s</sup> . 1751
Gross Produce	91,947 11 5	63,184 10 7 1/2	87,300 4 9 3/4	36,326 8 2	72,185 9 9 1/4
Charges of Management	2,070 1 5	1,714 6 11 3/4	2,117 1 1 1/2	1,593 8 1	1,984 2 6 1/2
Taxes	33 3 -	33 3 -	33 3 -	32 4 -	23 18 6
Allowances	1 8 11	- - -	- - -	12 5 2 1/2	1 4 2 1/2
Net Produce	89,842 18 1	61,437 - 7 3/4	85,150 - 8 1/4	34,688 10 10 3/4	70,176 4 6 1/4
	91,947 11 5	63,184 10 7 1/2	87,300 4 9 3/4	36,326 8 2	72,185 9 9 1/4
	To 5 <sup>th</sup> July 1755	To 5 <sup>th</sup> July 1756	To 5 <sup>th</sup> July 1757	To 5 <sup>th</sup> July 1758	To 5 <sup>th</sup> July 1759
Gross Produce	112,353 13 10 3/4	82,587 18 6 3/4	48,027 4 2 3/4	69,807 13 5 1/4	73,014 5 7
Charges of Management	2,512 16 5	2,368 - 4 1/4	2,254 17 2 1/2	2,427 12 3 3/4	2,386 15 9 3/4
Taxes	16 11 10 3/4	15 4 -	30 8 -	30 8 -	30 8 -
Allowances	11 6 6	27 18 8	24 1 8	181 10 11	- - -
Net Produce	109,812 19 1	80,176 15 6 1/2	45,717 17 4 1/4	67,168 2 2 1/2	70,597 1 9 1/4
	112,353 13 10 3/4	82,587 18 6 3/4	48,027 4 2 3/4	69,807 13 5 1/4	73,014 5 7

Gross & Net Produce of the Duty on Hops.

	To 5 <sup>th</sup> July 1760	To 5 <sup>th</sup> July 1761	To 5 <sup>th</sup> July 1762
Gross Produce	42,115 6 -4	118,513 9 5 $\frac{3}{4}$	81,781 8 4
Charges of Management	2,375 16 11 $\frac{1}{4}$	2,615 4 1 $\frac{1}{4}$	2,370 15 7 $\frac{3}{4}$
Taxes	30 8 -	30 8 -	30 8 -
Allowances	- - -	18 3 1	10 9 6
Net Produce	2,406 4 11 $\frac{1}{4}$ 39,709 1 1	2,663 15 2 $\frac{1}{4}$ 115,849 14 3 $\frac{1}{2}$	2,411 13 1 $\frac{1}{4}$ 79,369 15 2 $\frac{1}{4}$
	42,115 6 -4	118,513 9 5 $\frac{3}{4}$	81,781 8 4

From 5<sup>th</sup> July 1759 To

To 5 <sup>th</sup> July 1763	To 5 <sup>th</sup> July 1764	To 5 <sup>th</sup> July 1765
79,145 6 6 $\frac{1}{4}$	88,361 18 10 $\frac{3}{4}$	17,242 11 5 $\frac{3}{4}$
2,461 11 7 $\frac{1}{2}$	2,938 14 2 $\frac{1}{4}$	2,242 14 6 $\frac{1}{2}$
30 8 -	30 8 -	30 8 -
- - -	1 6 2	3 15 -
2,491 19 7 $\frac{1}{2}$	2,970 8 4 $\frac{1}{4}$	2,276 17 6 $\frac{1}{2}$
76,653 6 10 $\frac{3}{4}$	85,391 10 6 $\frac{1}{2}$	14,965 13 11 $\frac{1}{4}$
79,145 6 6 $\frac{1}{4}$	88,361 18 10 $\frac{3}{4}$	17,242 11 5 $\frac{3}{4}$

*Gross & Net Produce of the Duty on Victuals*

	To Mids <sup>r</sup> 1727	To Mids <sup>r</sup> 1728	To Mids <sup>r</sup> 1729	To Mids <sup>r</sup> 1730
Gross Produce	19,224 12 6	17,995 19 6½	17,179 4 9	16,189 2 6
Charges of Management	363 4 2¼	542 13 4¼	551 16 5½	515 16 -
Allowances	51 2 6	- - -	1 10 -	- 17 6
Paid sundry Persons as for Bread & Malt	600 - -	- - -	- - -	- - -
Net Produce	1016 6 8¼	542 13 4¼	553 6 5½	516 13 6
	18,208 5 9¾	17,453 6 2¼	16,625 18 3½	15,672 9 -
	19,224 12 6	17,995 19 6½	17,179 4 9	16,189 2 6
	To Mids <sup>r</sup> 1736	To Mids <sup>r</sup> 1737	To Mids <sup>r</sup> 1738	To Mids <sup>r</sup> 1739
Gross Produce	13,986 2 6	13,446 15 -	12,889 15 -	12,431 11 -
Charges of Management	402 11 7½	796 6 6¼	724 6 2¼	713 16 11¼
Allowances	- - -	- - -	- - -	- - -
Net Produce	402 11 7½	796 6 6¼	724 6 2¼	713 16 11¼
	13,583 10 10½	12,650 8 5¾	12,165 8 9¾	11,717 14 -¾
	13,986 2 6	13,446 15 -	12,889 15 -	12,431 11 -

*Gross & Net Produce of the Duty on Compound Waters.  
From Midsummer 1729 To Midsummer 1733*

	To Mids <sup>r</sup> 1730	To Mids <sup>r</sup> 1731	To Mids <sup>r</sup> 1732	To Mids <sup>r</sup> 1733
Gross Produce	7807 6 2¾	3004 1 11½	2924 11 -	1596 13 7¾
Charges of Management	- 19 6	201 10 3½	- - -	- 3 15 5¼
Allowances	272 1 3	537 7 6	1094 6 3	461 1 3
Net Produce	273 - 9	738 17 9½	1094 6 3	464 16 8¼
	7534 5 5¾	2265 1 2	1830 1 9	1131 16 11½
	7807 6 2¾	3004 1 11½	2924 11 -	1596 13 7¾

*From Midsummer 1726 To Midsummer 1744*

To Mids <sup>r</sup> 1731	To Mids <sup>r</sup> 1732	To Mids <sup>r</sup> 1733	To Mids <sup>r</sup> 1734	To Mids <sup>r</sup> 1735
15,759 15 -	15,277 17 6	14,819 12 6	14,443 15 -	14,056 10 -
591 17 3¾	582 7 10¼	691 15 10	544 2 2¼	587 10 6¼
- - -	3 10 -	- 15 -	4 - -	- 5 -
591 17 3¾	585 17 10¼	692 10 10	548 2 2¼	587 15 6¼
15,167 17 8¼	14,691 19 7¾	14,127 1 8	13,895 12 9¾	13,468 14 5¾
15,759 15 -	15,277 17 6	14,819 12 6	14,443 15 -	14,056 10 -
To Mids <sup>r</sup> 1740	To Mids <sup>r</sup> 1741	To Mids <sup>r</sup> 1742	To Mids <sup>r</sup> 1743	
11,979 12 6	11,442 12 6	10,899 15 -	10,730 17 6	
602 5 -¾	437 9 3½	778 17 11	578 14 10½	This Duty repealed
- - -	- - -	- - -	- - -	
602 5 -¾	437 9 3½	778 17 11	578 14 10½	
11,377 7 5¼	11,005 3 2½	10,120 17 1	10,152 2 7½	
11,979 12 6	11,442 12 6	10,899 15 -	10,730 17 6	

*Gross & Net Produce of the Duties on Super Paper  
From their several Commencements,*

	<i>From several Commencements To Midsum. 1713</i>	<i>To Midsum. 1714</i>	<i>To Midsum. 1715</i>
<i>Gross Produce</i>	167,533 - -	153,285 17 4	202,143 17 5 $\frac{1}{2}$
<i>Charges of Management</i>	7,032 12 11 $\frac{1}{4}$	7,624 11 8 $\frac{3}{4}$	7,546 11 2
<i>Exports</i>	2,625 16 10 $\frac{1}{2}$	5,167 12 9 $\frac{3}{4}$	7,529 5 7 $\frac{1}{4}$
<i>Overcharges</i>	699 13 5 $\frac{1}{4}$	1,909 5 7 $\frac{1}{4}$	5,262 19 - $\frac{1}{4}$
<i>Net Produce</i>	10,358 3 3 157,174 16 9	14,701 10 2 $\frac{1}{4}$ 138,584 7 1 $\frac{3}{4}$	20,338 15 9 $\frac{1}{2}$ 181,805 1 8 $\frac{1}{4}$
	167,533 - -	153,285 17 4	202,143 17 5 $\frac{1}{2}$
	<i>To Midsum. 1721</i>	<i>To Midsum. 1722</i>	<i>To Midsum. 1723</i>
<i>Gross Produce</i>	211,262 12 9	226,951 2 - $\frac{3}{4}$	251,889 6 1 $\frac{1}{4}$
<i>Charges of Management</i>	9,703 13 10 $\frac{1}{4}$	9,271 16 10	9,703 9 8 $\frac{1}{4}$
<i>Taxes repaid Officers</i>			
<i>Exports</i>	12,162 14 4 $\frac{1}{4}$	22,122 12 8 $\frac{1}{4}$	17,946 13 1 $\frac{3}{4}$
<i>Allowance for Soap consumed in Woollen Manufacture</i>			
<i>Ditto for Overcharges</i>	9,246 3 - $\frac{3}{4}$		9,830 14 2 $\frac{3}{4}$
<i>Net Produce</i>	31,112 11 3 $\frac{1}{4}$ 180,150 1 5 $\frac{3}{4}$	31,394 9 6 $\frac{1}{4}$ 195,556 12 6 $\frac{1}{2}$	37,480 17 - $\frac{3}{4}$ 214,408 9 - $\frac{1}{2}$
	211,262 12 9	226,951 2 - $\frac{3}{4}$	251,889 6 1 $\frac{1}{4}$
	<i>To Midsum. 1729</i>	<i>To Midsum. 1730</i>	<i>To Midsum. 1731</i>
<i>Gross Produce</i>	226,831 14 5 $\frac{1}{4}$	223,155 14 8 $\frac{3}{4}$	229,946 18 5 $\frac{1}{2}$
<i>Charges of Management</i>	10,133 2 -	10,133 16 5 $\frac{3}{4}$	10,067 6 3 $\frac{1}{2}$
<i>Taxes</i>	558 2 8	576 14 1	406 8 6 $\frac{1}{2}$
<i>Exports</i>	19,849 6 8 $\frac{1}{4}$	20,479 14 8	19,887 12 - $\frac{1}{2}$
<i>Allowances for Soap consumed</i>	9,019 15 7 $\frac{3}{4}$	8,894 17 6	8,581 10 1 $\frac{1}{4}$
<i>Ditto for Overcharges</i>	95 4 7	219 18 10	243 9 7 $\frac{1}{2}$
<i>Net Produce</i>	39,655 11 7 187,176 2 10 $\frac{1}{4}$	40,305 1 9 $\frac{3}{4}$ 182,850 12 11	39,186 6 7 $\frac{1}{4}$ 190,760 11 10 $\frac{1}{4}$
	226,831 14 5 $\frac{1}{4}$	223,155 14 8 $\frac{3}{4}$	229,946 18 5 $\frac{1}{2}$

*Callicoes &c. Gilt and Silver Wire and Starche.  
To Midsummer 1756.*

<i>To Midsum. 1716</i>	<i>To Midsum. 1717</i>	<i>To Midsum. 1718</i>	<i>To Midsum. 1719</i>	<i>To Midsum. 1720</i>	
233,897 9 7 $\frac{1}{4}$	248,170 18 - $\frac{1}{4}$	252,906 15 8	257,649 6 8 $\frac{1}{4}$	231,709 13 6 $\frac{1}{2}$	
8,646 13 3 $\frac{3}{4}$	8,836 15 8 $\frac{3}{4}$	9,016 11 4	9,185 10 6	8,912 10 10	
8,959 16 -	13,090 15 10 $\frac{1}{2}$	14,484 1 1 $\frac{3}{4}$	20,254 19 1	13,090 1 6 $\frac{1}{4}$	
8,860 18 11 $\frac{1}{4}$	9,672 16 6 $\frac{3}{4}$	9,725 16 9 $\frac{1}{4}$	10,109 13 7 $\frac{1}{2}$	9,870 8 5 $\frac{3}{4}$	
26,467 8 3	31,600 8 2	33,226 9 3	39,550 3 2 $\frac{1}{2}$	31,873 - 10	
207,430 1 4 $\frac{1}{4}$	216,570 9 10 $\frac{1}{4}$	219,680 6 5	218,099 3 5 $\frac{3}{4}$	199,836 12 8 $\frac{1}{2}$	
233,897 9 7 $\frac{1}{4}$	248,170 18 - $\frac{1}{4}$	252,906 15 8	257,649 6 8 $\frac{1}{4}$	231,709 13 6 $\frac{1}{2}$	
	<i>To Midsum. 1724</i>	<i>To Midsum. 1725</i>	<i>To Midsum. 1726</i>	<i>To Midsum. 1727</i>	<i>To Midsum. 1728</i>
253,811 12 8 $\frac{3}{4}$	248,282 4 - $\frac{3}{4}$	249,347 1 3 $\frac{1}{4}$	243,801 9 - $\frac{1}{2}$	224,224 1 5 $\frac{1}{2}$	
9,894 - -	9,737 - 4 $\frac{1}{2}$	10,921 17 10 $\frac{1}{4}$	10,139 6 1 $\frac{1}{2}$	10,043 2 11 $\frac{1}{2}$	
15,458 12 3 $\frac{1}{2}$	23,212 5 9	25,433 2 10 $\frac{1}{2}$	387 8 5 $\frac{3}{4}$	763 15 11	
10,647 12 11 $\frac{1}{2}$	10,815 6 11	11,035 19 6 $\frac{1}{4}$	17,814 16 5 $\frac{3}{4}$	13,598 8 - $\frac{1}{2}$	
			9,699 15 7 $\frac{1}{2}$	9,068 15 9 $\frac{1}{4}$	
			151 8 2 $\frac{1}{2}$	149 - 6	
36,000 5 3	43,764 13 - $\frac{1}{2}$	47,391 - 3	38,192 14 11	33,623 3 2 $\frac{1}{4}$	
217,811 7 5 $\frac{3}{4}$	204,517 11 - $\frac{1}{4}$	201,956 1 - $\frac{1}{4}$	205,608 14 1 $\frac{1}{2}$	190,600 18 3 $\frac{1}{4}$	
253,811 12 8 $\frac{3}{4}$	248,282 4 - $\frac{3}{4}$	249,347 1 3 $\frac{1}{4}$	243,801 9 - $\frac{1}{2}$	224,224 1 5 $\frac{1}{2}$	
	<i>To Midsum. 1732</i>	<i>To Midsum. 1733</i>	<i>To Midsum. 1734</i>	<i>To Midsum. 1735</i>	<i>To Midsum. 1736</i>
235,838 3 5 $\frac{1}{4}$	247,181 11 7	237,315 2 10	243,204 12 7 $\frac{3}{4}$	243,990 7 -	
10,131 18 8 $\frac{1}{2}$	10,271 15 7 $\frac{1}{4}$	10,332 3 7 $\frac{1}{4}$	10,547 19 8 $\frac{3}{4}$	9,966 2 9 $\frac{3}{4}$	
392 13 - $\frac{1}{2}$	198 3 7 $\frac{1}{2}$	197 2 10 $\frac{1}{2}$	408 4 6	401 5 1 $\frac{1}{2}$	
21,403 4 - $\frac{3}{4}$	17,944 19 - $\frac{1}{2}$	15,263 11 4 $\frac{3}{4}$	15,011 9 8 $\frac{1}{2}$	19,599 7 1	
8,615 11 5 $\frac{3}{4}$	8,773 8 5	9,205 - 5	8,854 11 3 $\frac{1}{4}$	9,494 5 9 $\frac{1}{2}$	
119 6 8 $\frac{1}{2}$	71 9 10 $\frac{1}{2}$	100 10 10 $\frac{3}{4}$	110 15 -	31 11 5 $\frac{1}{2}$	
40,662 14 -	37,309 16 6 $\frac{1}{4}$	35,098 9 2 $\frac{1}{4}$	34,933 - 2 $\frac{1}{2}$	39,492 12 3 $\frac{1}{4}$	
195,175 9 5 $\frac{3}{4}$	209,871 15 - $\frac{1}{4}$	202,216 13 7 $\frac{3}{4}$	208,271 12 5 $\frac{1}{4}$	204,497 14 8 $\frac{3}{4}$	
235,838 3 5 $\frac{1}{4}$	247,181 11 7	237,315 2 10	243,204 12 7 $\frac{3}{4}$	243,990 7 -	



*Gross & Net Produce of the Duties on Soap & Paper  
From Midsummer 1736.*

	To Midsum <sup>r</sup> 1737	To Midsum <sup>r</sup> 1738	To Midsum <sup>r</sup> 1739
<i>Gross Produce</i>	253,675 14 -	248,012 1 9 $\frac{3}{4}$	251,149 19 - $\frac{5}{8}$
<i>Charges of Management</i>	10,364 - 5	10,606 12 6	10,127 12 2 $\frac{1}{4}$
<i>Taxes</i>	407 13 - $\frac{2}{4}$	407 7 9 $\frac{2}{4}$	390 11 6 $\frac{1}{4}$
<i>Exports</i>	24,646 3 3 $\frac{1}{4}$	30,379 5 2 $\frac{2}{4}$	27,596 2 3 $\frac{3}{4}$
<i>Allowances for Overcharges</i>	30 1 6 $\frac{1}{4}$	22 - 3 $\frac{3}{4}$	80 3 8 $\frac{3}{4}$
<i>Ditto for Soap consumed</i>	9,946 9 10 $\frac{3}{4}$	9,685 15 8 $\frac{3}{4}$	9,486 11 4 $\frac{2}{4}$
<i>Net Produce</i>	43,394 8 1 $\frac{1}{2}$	51,101 1 6 $\frac{1}{2}$	47,681 1 1 $\frac{1}{2}$
	208,281 5 10 $\frac{3}{4}$	196,911 - 3 $\frac{1}{4}$	203,468 17 11
	253,675 14 -	248,012 1 9 $\frac{3}{4}$	251,149 19 - $\frac{5}{8}$
	To Midsum <sup>r</sup> 1745	To Midsum <sup>r</sup> 1746	To Midsum <sup>r</sup> 1747
<i>Gross Produce</i>	234,054 - 4 $\frac{1}{2}$	236,731 12 2	259,818 12 10 $\frac{3}{4}$
<i>Charges of Management</i>	10,415 6 - $\frac{1}{4}$	10,160 5 2 $\frac{1}{4}$	10,458 9 6
<i>Taxes</i>	855 - 2 $\frac{1}{4}$	890 13 1 $\frac{1}{4}$	893 7 11 $\frac{3}{4}$
<i>Exports</i>	19,391 13 10 $\frac{1}{2}$	21,989 5 4 $\frac{1}{2}$	24,819 16 5
<i>Allowances for Overcharges</i>	74 7 6 $\frac{3}{4}$	17 - 2 $\frac{1}{2}$	15 15 7 $\frac{1}{2}$
<i>Ditto for Soap consumed</i>	8,245 5 8 $\frac{1}{4}$	8,605 13 5 $\frac{1}{4}$	9,195 9 8
<i>Net Produce</i>	38,981 13 4	41,962 17 4 $\frac{1}{4}$	45,412 19 2 $\frac{1}{4}$
	195,072 7 - $\frac{1}{2}$	194,768 14 9 $\frac{3}{4}$	214,105 13 8 $\frac{1}{2}$
	234,054 - 4 $\frac{1}{2}$	236,731 12 2	259,818 12 10 $\frac{3}{4}$
	To 5 <sup>th</sup> July 1753	To 5 <sup>th</sup> July 1754	To 5 <sup>th</sup> July 1755
<i>Gross Produce</i>	297,394 7 4 $\frac{3}{4}$	297,535 18 4 $\frac{1}{2}$	306,362 11 10 $\frac{3}{4}$
<i>Charges of Management</i>	11,538 6 - $\frac{1}{2}$	11,730 6 10 $\frac{3}{4}$	12,225 2 8 $\frac{1}{2}$
<i>Taxes</i>	737 3 4 $\frac{1}{2}$	508 17 - $\frac{3}{4}$	501 6 - $\frac{3}{4}$
<i>Exports</i>	34,567 14 2	37,169 7 6	35,046 14 -
<i>Allowances for Overcharges</i>	50 3 7 $\frac{1}{4}$	78 3 3 $\frac{1}{2}$	23 4 2 $\frac{1}{2}$
<i>Ditto for Soap consumed</i>	11,511 15 9 $\frac{1}{4}$	11,364 3 9 $\frac{1}{2}$	11,129 4 7
<i>Net Produce</i>	58,405 2 11 $\frac{1}{2}$	60,850 18 6 $\frac{1}{2}$	58,925 11 6 $\frac{3}{4}$
	238,989 4 5 $\frac{1}{4}$	236,684 19 10	247,437 - 4
	297,394 7 4 $\frac{3}{4}$	297,535 18 4 $\frac{1}{2}$	306,362 11 10 $\frac{3}{4}$

*Callicoes &c. Gill and Silver Wire and Starch.*  
*To 5<sup>th</sup> July 1760.*

	To Midsum <sup>r</sup> 1740	To Midsum <sup>r</sup> 1741	To Midsum <sup>r</sup> 1742	To Midsum <sup>r</sup> 1743	To Midsum <sup>r</sup> 1744
	237,623 12 - $\frac{3}{4}$	224,273 15 10 $\frac{3}{4}$	229,006 9 11 $\frac{1}{2}$	240,144 15 6 $\frac{1}{4}$	245,977 14 7 $\frac{1}{4}$
	10,031 12 4	9,748 19 11 $\frac{3}{4}$	10,511 18 -	10,133 14 6 $\frac{1}{4}$	10,188 19 1 $\frac{1}{2}$
	410 3 7 $\frac{3}{4}$	819 10 1	865 9 3 $\frac{3}{4}$	798 6 10 $\frac{3}{4}$	849 10 6 $\frac{3}{4}$
	22,696 16 2	25,710 18 3 $\frac{1}{2}$	27,576 6 9 $\frac{1}{2}$	28,136 14 3 $\frac{1}{2}$	31,127 19 - $\frac{3}{4}$
	58 7 6 $\frac{1}{2}$	15 4 - $\frac{1}{4}$	78 11 11 $\frac{1}{2}$	13 19 4	85 2 5
	9,196 19 8 $\frac{3}{4}$	8,707 19 1	8,319 19 4 $\frac{1}{2}$	7,902 6 10	8,578 14 10 $\frac{1}{4}$
	42,393 19 5	45,002 11 5 $\frac{1}{2}$	47,352 5 5 $\frac{1}{4}$	46,985 1 10 $\frac{1}{2}$	50,830 1 - $\frac{1}{4}$
	19,522 9 12 7 $\frac{3}{4}$	179,271 4 5 $\frac{1}{4}$	181,654 4 6 $\frac{1}{4}$	193,159 13 7 $\frac{3}{4}$	195,147 13 7
	237,623 12 - $\frac{3}{4}$	224,273 15 10 $\frac{3}{4}$	229,006 9 11 $\frac{1}{2}$	240,144 15 6 $\frac{1}{4}$	245,977 14 7 $\frac{1}{4}$
	To Midsum <sup>r</sup> 1748	To Midsum <sup>r</sup> 1749	To Midsum <sup>r</sup> 1750	To Midsum <sup>r</sup> 1751	To Midsum <sup>r</sup> 1752
	251,923 4 11 $\frac{3}{4}$	271,279 4 4	286,084 13 3 $\frac{1}{4}$	292,246 7 - $\frac{1}{2}$	293,908 10 2 $\frac{3}{4}$
	10,669 13 10 $\frac{1}{2}$	10,804 7 4 $\frac{1}{2}$	10,454 4 1 $\frac{3}{4}$	11,128 7 11 $\frac{3}{4}$	11,754 14 8 $\frac{3}{4}$
	898 7 5	916 9 4 $\frac{1}{4}$	895 4 3 $\frac{3}{4}$	705 3 1	706 2 3
	26,044 13 4	26,879 7 5 $\frac{1}{4}$	29,745 12 10 $\frac{3}{4}$	30,689 5 4	35,243 2 11
	64 1 1 $\frac{3}{4}$	216 2 4 $\frac{3}{4}$	45 14 9 $\frac{1}{4}$	34 14 - $\frac{1}{2}$	39 3 8 $\frac{1}{2}$
	9,877 9 11 $\frac{1}{2}$	9,708 14 2	10,682 17 2 $\frac{1}{2}$	10,867 16 - $\frac{3}{4}$	11,536 14 2
	47,554 5 8 $\frac{1}{4}$	48,525 - 8 $\frac{3}{4}$	51,823 13 4	53,425 6 6	59,279 17 9 $\frac{1}{4}$
	204,368 19 3	222,754 3 7 $\frac{1}{4}$	234,260 19 11 $\frac{1}{4}$	238,821 - 6 $\frac{1}{2}$	234,628 12 5 $\frac{1}{2}$
	251,923 4 11 $\frac{3}{4}$	271,279 4 4	286,084 13 3 $\frac{1}{4}$	292,246 7 - $\frac{1}{2}$	293,908 10 2 $\frac{3}{4}$
	To Midsum <sup>r</sup> 1756	To Midsum <sup>r</sup> 1757	To Midsum <sup>r</sup> 1758	To 5 <sup>th</sup> July 1759	To 5 <sup>th</sup> July 1760
	292,031 3 2 $\frac{1}{2}$	281,723 15 - $\frac{1}{2}$	306,041 2 8 $\frac{3}{4}$	316,905 12 4 $\frac{1}{2}$	338,446 10 8 $\frac{1}{4}$
	13,333 13 14	12,943 17 11	13,251 13 3	13,385 12 4 $\frac{1}{4}$	13,598 7 1 $\frac{3}{4}$
	516 3 9 $\frac{1}{4}$	1,078 9 8 $\frac{1}{2}$	1,067 2 3 $\frac{1}{2}$	1,104 18 7 $\frac{1}{2}$	1,075 6 7
	30,637 14 7 $\frac{1}{2}$	31,160 11 1	34,647 4 1 $\frac{1}{2}$	42,088 2 - $\frac{1}{2}$	46,887 18 7 $\frac{1}{2}$
	2,429 1 4	174 13 5 $\frac{3}{4}$	57 10 3 $\frac{1}{2}$	17 7 7 $\frac{1}{2}$	53 16 9 $\frac{1}{2}$
	11,170 12 10	11,612 12 7 $\frac{1}{4}$	11,260 13 - $\frac{1}{2}$	11,142 18 6	10,752 16 5
	58,087 5 8	56,970 4 9 $\frac{1}{2}$	60,284 3 -	67,738 19 1 $\frac{3}{4}$	72,368 5 6 $\frac{3}{4}$
	233,943 17 6 $\frac{1}{2}$	224,753 10 3	245,756 19 8 $\frac{3}{4}$	249,166 13 2 $\frac{3}{4}$	266,078 5 1 $\frac{1}{2}$
	292,031 3 2 $\frac{1}{2}$	281,723 15 - $\frac{1}{2}$	306,041 2 8 $\frac{3}{4}$	316,905 12 4 $\frac{1}{2}$	338,446 10 8 $\frac{1}{4}$







Gross & Net Produce of the Duties on Hides

	From Midsum <sup>r</sup> 1711 To Midsum <sup>r</sup> 1712	To Midsum <sup>r</sup> 1713	To Midsum <sup>r</sup> 1714
Gross Produce <sup>Stock in hand 15,890. 3. 1 3/4</sup> <sub>Gross duty - 99,867. 19. 6 3/4</sub>	115,758 2 8 1/2	149,967 3 2	171,671 14 10 3/4
Charges of Management	30,000 19 1 1/4	32,383 19 8 1/2	30,789 6 1 1/4
Exports	144 6 6 1/4	8,133 8 - 1/4	10,104 12 4 1/4
Allowances for Overcharges	66 17 6 1/2	20 11 2 1/2	18 8 - 1/4
Net Produce	30,512 3 2 85,245 19 6 1/2	40,837 18 11 1/4 109,129 4 2 3/4	41,212 6 5 1/4 130,459 8 5
	115,758 2 8 1/2	149,967 3 2	171,671 14 10 3/4
	To Midsum <sup>r</sup> 1720	To Midsum <sup>r</sup> 1721	To Midsum <sup>r</sup> 1722
Gross Produce	192,048 15 5 3/4	194,174 2 1 1/4	197,431 11 2 1/4
Charges of Management	17,141 7 10	15,483 12 10 1/4	15,089 16 10 1/4
Exports	10,881 4 4 1/2	13,610 17 9 3/4	13,433 18 2 3/4
Allowances	127 14 2 3/4	17 3 4 1/4	8 4 5 3/4
Net Produce	28,150 6 5 1/4 163,898 9 - 1/2	29,111 14 - 1/4 165,062 8 1	28,531 19 6 3/4 168,899 11 7 1/2
	192,048 15 5 3/4	194,174 2 1 1/4	197,431 11 2 1/4
	To Midsum <sup>r</sup> 1728	To Midsum <sup>r</sup> 1729	To Midsum <sup>r</sup> 1730
Gross Produce	192,869 15 8 1/2	185,411 3 10	192,360 12 9 3/4
Charges of Management	16,177 6 1 3/4	15,158 1 4	14,971 15 10 3/4
Taxes repaid	- - -	1,005 17 8	1,064 5 9
Exports	13,729 8 - 1/4	14,469 12 8	14,213 3 1 1/2
Allowances	4 18 3	17 3 11	8 11 11 3/4
Net Produce	30,211 12 3 1/2 162,658 3 3 1/2	30,650 15 7 154,760 8 3	30,257 16 9 162,102 16 - 3/4
	192,869 15 8 1/2	185,411 3 10	192,360 12 9 3/4

From Midsummer 1711 To Midsummer 1735.

To Midsum <sup>r</sup> 1715	To Midsum <sup>r</sup> 1716	To Midsum <sup>r</sup> 1717	To Midsum <sup>r</sup> 1718	To Midsum <sup>r</sup> 1719
174,114 4 2 3/4	175,860 7 5 1/2	185,720 1 8 3/4	190,333 2 2 1/2	187,835 14 3 1/4
30,430 9 11 1/2	29,869 6 - 3/4	32,126 6 1	30,679 2 1 1/2	25,602 10 4 3/4
9,765 18 5 1/2	9,145 7 5 3/4	11,256 7 9 3/4	13,882 - 7 1/2	10,712 - 3 1/4
21 2 2 3/4	8 9 3 1/2	2 3 9	8 8 9	30 16 6 1/4
40,217 10 7 3/4	39,023 2 10	43,384 17 7 3/4	44,569 11 6	36,345 7 2 1/4
133,896 13 7	136,837 4 7 1/2	142,335 4 1	145,763 10 8 1/2	151,490 7 1
174,114 4 2 3/4	175,860 7 5 1/2	185,720 1 8 3/4	190,333 2 2 1/2	187,835 14 3 1/4
To Midsum <sup>r</sup> 1723	To Midsum <sup>r</sup> 1724	To Midsum <sup>r</sup> 1725	To Midsum <sup>r</sup> 1726	To Midsum <sup>r</sup> 1727
194,981 7 1	192,572 16 11 3/4	197,636 7 5 3/4	201,891 16 6 3/4	199,608 - 9 3/4
15,601 3 10 3/4	15,577 14 - 1/2	14,987 1 - 1/4	16,335 6 - 3/4	15,510 - 8 3/4
12,650 7 1 1/4	11,120 13 11 3/4	16,523 15 - 1/4	13,801 3 2 1/2	12,456 2 11 3/4
9 18 -	10 4 5 1/2	8 2 2 1/4	10 5 7 3/4	- 15 -
28,261 9 -	26,708 12 5 3/4	31,518 18 2 3/4	30,146 14 11	27,966 18 8
166,719 18 1	165,864 4 6	166,117 9 3	171,745 1 7 3/4	171,641 2 1 3/4
194,981 7 1	192,572 16 11 3/4	197,636 7 5 3/4	201,891 16 6 3/4	199,608 - 9 3/4
To Midsum <sup>r</sup> 1731	To Midsum <sup>r</sup> 1732	To Midsum <sup>r</sup> 1733	To Midsum <sup>r</sup> 1734	To Midsum <sup>r</sup> 1735
187,831 6 2 1/2	189,503 9 7 3/4	189,092 2 11 3/4	191,502 3 6 1/2	199,002 5 7 1/2
15,421 9 10 1/4	15,663 2 6 1/4	15,389 13 9 3/4	15,183 14 11 1/4	15,321 12 4 3/4
696 13 6	704 13 10	351 18 5	360 2 5 -	720 13 6 1/2
11,914 11 10 3/4	13,950 17 5 1/2	11,024 12 11	12,206 8 9 1/2	9,347 5 11
10 15 11	2 12 -	- 18 3	7 7 1 1/2	8 4 - 1/2
28,043 11 2	30,321 5 9 3/4	26,767 3 4 3/4	27,757 13 3 1/4	25,397 15 10 3/4
159,787 15 - 1/2	159,182 3 10	162,324 19 7	163,744 10 3 1/4	173,604 9 8 3/4
187,831 6 2 1/2	189,503 9 7 3/4	189,092 2 11 3/4	191,502 3 6 1/2	199,002 5 7 1/2

Gross & Net Produce of the Duties on Hides

	To Mids. 1736	To Mids. 1737	To Mids. 1738
Gross Produce	211,052 16 11 3/4	211,409 2 8 2	204,816 8 4
Charges of Management	14,517 18 8 3/4	14,965 18 1 1/2	15,018 16 10 3/4
Taxes	724 18 1 1/4	741 - 6 3/4	735 5 - 2
Exports	11,205 17 11 3/4	15,265 2 11 3/4	14,048 12 -
Allowances	4 12 - 2	30 1 6	1 8 5
Net Produce	26,153 8 10 1/4 184,599 8 1 1/2	31,002 3 2 180,406 19 6 2	29,804 2 4 1/4 175,012 5 11 3/4
	211,052 16 11 3/4	211,409 2 8 2	204,816 8 4
	To Mids. 1744	To Mids. 1745	To Mids. 1746
Gross Produce	176,577 7 5	172,255 15 4 1/2	178,664 13 7 1/2
Charges of Management	14,764 7 7 1/2	14,836 14 7	14,833 17 10 1/2
Taxes	1,526 9 6	1,535 5 11 3/4	1,609 13 6 1/4
Exports	11,581 6 1 1/4	8,980 17 3 3/4	7,118 1 8 1/2
Allowances	- - -	1 5 -	- - -
Net Produce	27,872 3 2 3/4 148,705 4 2 1/4	25,354 2 10 1/2 140,901 12 6	23,861 13 1 1/4 154,803 - 6 1/4
	176,577 7 5	172,255 15 4 1/2	178,664 13 7 1/2
	To Mids. 1752	To 5 <sup>th</sup> July 1753	To 5 <sup>th</sup> July 1754
Gross Produce	206,599 2 4 3/4	204,271 19 - 3/4	198,137 10 8
Charges of Management	15,452 15 6 1/2	15,191 14 2	15,364 8 - 1/4
Taxes	1,259 12 10 1/2	1,274 - 8	868 16 9 3/4
Exports	12,496 6 3 1/4	13,076 5 4	11,354 4 2 1/2
Allowances	7 10 -	- - -	39 18 10
Net Produce	29,216 4 8 1/4 177,382 17 8 1/2	29,542 - 2 174,729 18 10 3/4	27,627 7 10 1/2 170,510 2 9 1/2
	206,599 2 4 3/4	204,271 19 - 3/4	198,137 10 8

From Midsummer 1735 To 5<sup>th</sup> July 1759

To Mids. 1739	To Mids. 1740	To Mids. 1741	To Mids. 1742	To Mids. 1743
207,062 6 1 3/4	189,083 7 9 3/4	191,776 15 8 1/4	188,195 2 8 1/4	179,899 10 - 2
14,727 13 7 3/4	14,703 14 7	14,351 4 7	15,412 5 6	14,876 17 9 3/4
732 18 10	748 16 8 3/4	1,505 7 1 3/4	1,545 9 6	1,481 5 11
11,884 14 6 1/4	11,051 18 10	15,912 9 - 1/4	17,741 12 6	14,062 15 2 1/4
1 6 10 3/4	- 4 1 1/2	1 5 -	14 2 9	14 4 9 3/4
27,346 13 10 3/4 179,715 12 3	26,504 14 3 3/4 162,580 13 6 1/2	31,770 5 9 160,006 9 11 1/4	34,713 10 3 153,481 12 5 1/4	30,435 3 8 1/2 149,464 6 3 3/4
207,062 6 1 3/4	189,083 7 9 3/4	191,776 15 8 1/4	188,195 2 8 1/4	179,899 10 - 2
To Mids. 1747	To Mids. 1748	To Mids. 1749	To Mids. 1750	To Mids. 1751
187,811 4 10 3/4	184,127 13 1 1/4	194,187 19 3 3/4	199,695 17 1 1/4	195,301 1 9
14,719 3 6 1/4	15,062 15 5 3/4	14,876 3 3 3/4	14,896 15 2 1/2	15,257 14 7 1/4
1,606 5 8 1/2	1,580 17 4 1/4	1,604 19 9 1/4	1,615 11 10 1/2	1,212 12 9 1/2
8,719 4 -	8,495 12 - 1/4	10,767 12 11	16,048 16 10 3/4	11,679 5 10
- - -	1 19 -	- - -	1 10	- - -
25,044 13 2 3/4 162,766 11 8	25,141 3 10 1/4 158,986 9 3 1/2	27,248 16 - 166,939 3 3 3/4	32,561 5 9 3/4 167,134 11 3 1/2	28,149 13 2 3/4 167,151 8 6 1/4
187,811 4 10 3/4	184,127 13 1 1/4	194,187 19 3 3/4	199,695 17 1 1/4	195,301 1 9
To 5 <sup>th</sup> July 1755	To 5 <sup>th</sup> July 1756	To 5 <sup>th</sup> July 1757	To 5 <sup>th</sup> July 1758	To 5 <sup>th</sup> July 1759
198,067 8 10 1/4	203,106 19 5 1/4	199,542 5 5	203,110 7 11	209,382 14 11 1/4
15,464 15 6	15,552 11 3 1/2	15,495 12 2	16,201 10 5 3/4	15,879 11 4 1/4
876 14 3 1/2	865 1 4	1,679 16 6	1,692 17 10 1/2	1,681 8 2 1/2
11,635 13 11 1/4	10,763 9 7	8,865 2 5 1/2	11,004 6 - 1/4	10,281 11 - 1/4
19 11 1 1/2	- - -	- 15 -	- - -	5 2 2 1/4
27,996 14 10 1/4 170,070 14 -	27,181 2 2 1/2 175,925 17 2 1/4	26,041 6 1 1/2 173,500 19 3 1/2	28,898 14 4 1/2 174,211 13 6 1/2	27,847 12 9 1/4 181,535 2 2
198,067 8 10 1/4	203,106 19 5 1/4	199,542 5 5	203,110 7 11	209,382 14 11 1/4

*Gross & Net Produce of the Duties on Hides*

	To 5 <sup>th</sup> July 1760	To 5 <sup>th</sup> July 1761	To 5 <sup>th</sup> July 1762
<i>Gross Produce</i>	204,291 15 3 <sup>2</sup>	211,774 17 1 <sup>3</sup>	218,812 10 4 <sup>2</sup>
<i>Charges of Management</i>	15,833 18 - <sup>4</sup>	16,171 1 11 <sup>2</sup>	16,635 3 2
<i>Taxes</i>	1,716 16 4 <sup>2</sup>	1,740 16 10 <sup>2</sup>	1,726 7 5
<i>Exports</i>	90,41 18 3 <sup>3</sup>	8,024 19 8	9,099 5 10 <sup>4</sup>
<i>Allowances</i>	- - -	- - -	- - -
<i>Net Produce</i>	26,592 12 8 <sup>2</sup>	25,936 18 6	27,460 16 5 <sup>4</sup>
	177,699 2 7	183,837 18 7 <sup>3</sup>	191,351 13 11 <sup>4</sup>
	204,291 15 3 <sup>2</sup>	211,774 17 1 <sup>3</sup>	218,812 10 4 <sup>2</sup>

*From the 5<sup>th</sup> July 1759 To*

To 5 <sup>th</sup> July 1763	To 5 <sup>th</sup> July 1764	To 5 <sup>th</sup> July 1765
214,854 3 6 <sup>3</sup>	236,371 6 11 <sup>4</sup>	224,167 7 4 <sup>3</sup>
16,642 14 3 <sup>2</sup>	16,192 2 9	16,086 2 8 <sup>4</sup>
1,757 15 4 <sup>2</sup>	1,774 13 4 <sup>4</sup>	1,772 6 11 <sup>2</sup>
9,886 12 5	14,067 19 5	11,599 2 6 <sup>4</sup>
- - -	6 5 -	- - -
28,287 2 1	32,041 - 6 <sup>4</sup>	29,457 12 2
186,567 1 5 <sup>3</sup>	204,330 6 5	194,709 15 2 <sup>3</sup>
214,854 3 6 <sup>3</sup>	236,371 6 11 <sup>4</sup>	224,167 7 4 <sup>3</sup>



Gross & Net Produce of the Duty on Silver Wrought Plate

	To Mids. 1721	To Mids. 1722	To Mids. 1723
Gross Produce	19,144 15 -4	15,040 9 4	14,660 8 3 $\frac{1}{2}$
Charges of Management	726 8 7 $\frac{1}{2}$	1,014 14 10 $\frac{1}{2}$	1,508 7 10 $\frac{1}{2}$
Exports	152 16 9	830 9 7 $\frac{1}{2}$	437 5 9
Allowances	54 14 9	25 7 3	2 3 6
Net Produce	18,210 14 10 $\frac{3}{4}$	13,169 17 7	12,712 11 2 $\frac{1}{4}$
	19,144 15 -4	15,040 9 4	14,660 8 3 $\frac{1}{2}$
	To Mids. 1729	To Mids. 1730	To Mids. 1731
Gross Produce	12,860 19 4 $\frac{1}{2}$	12,210 12 7 $\frac{1}{2}$	13,241 8 9 $\frac{3}{4}$
Charges of Management	1,544 5 2 $\frac{3}{4}$	1,576 10 - $\frac{1}{2}$	1,611 9 6 $\frac{1}{2}$
Taxes	30 - -	34 10 -	23 - -
Exports	592 2 4 $\frac{1}{2}$	792 8 10 $\frac{1}{2}$	884 18 6
Allowances	2 7 3	13 6	- - -
Net Produce	10,692 4 6 $\frac{1}{4}$	9,806 10 2 $\frac{1}{2}$	10,722 - 9 $\frac{1}{4}$
	12,860 19 4 $\frac{1}{2}$	12,210 12 7 $\frac{1}{2}$	13,241 8 9 $\frac{3}{4}$
	To Mids. 1737	To Mids. 1738	To Mids. 1739
Gross Produce	9,820 7 10 $\frac{1}{2}$	9,682 9 3	10,078 10 10 $\frac{1}{2}$
Charges of Management	1,542 18 3 $\frac{3}{4}$	1,555 19 9 $\frac{1}{2}$	1,425 15 11 $\frac{3}{4}$
Taxes	25 10 -	23 - -	23 - -
Exports	1,247 7 11	1,277 11 3	1,647 13 4 $\frac{1}{2}$
Allowances	7 19 7 $\frac{1}{2}$	- - -	6 6
Net Produce	6,996 12 -4	6,825 18 2 $\frac{1}{2}$	6,981 15 -4
	9,820 7 10 $\frac{1}{2}$	9,682 9 3	10,078 10 10 $\frac{1}{2}$

From the 1<sup>st</sup> of June 1720 To Midsummer 1744

	To Mids. 1724	To Mids. 1725	To Mids. 1726	To Mids. 1727	To Mids. 1728
	14,620 3 6	15,337 11 1 $\frac{1}{2}$	14,948 13 - $\frac{1}{4}$	13,948 14 5 $\frac{1}{4}$	13,060 6 4 $\frac{1}{2}$
	1,724 15 10 $\frac{3}{4}$	1,355 10 8	1,621 1 10 $\frac{1}{2}$	1,572 4 6 $\frac{1}{2}$	1,531 7 - $\frac{1}{2}$
	518 8 -	674 4 3	873 12 10 $\frac{1}{2}$	667 8 1 $\frac{1}{2}$	509 10 10 $\frac{1}{2}$
	1 6 7 $\frac{1}{2}$	2 4 -	2 3 1 $\frac{1}{2}$	2 7 9	2 1 6
					Taxes 40 - -
	2,244 10 6 $\frac{1}{4}$	2,031 18 11	2,496 17 10 $\frac{1}{2}$	2,242 - 5	2,082 19 5
	12,375 12 11 $\frac{1}{4}$	13,305 12 2 $\frac{1}{2}$	12,451 15 2 $\frac{1}{4}$	11,706 14 - $\frac{1}{4}$	10,977 6 11 $\frac{1}{2}$
	14,620 3 6	15,337 11 1 $\frac{1}{2}$	14,948 13 - $\frac{1}{4}$	13,948 14 5 $\frac{1}{4}$	13,060 6 4 $\frac{1}{2}$
	To Mids. 1732	To Mids. 1733	To Mids. 1734	To Mids. 1735	To Mids. 1736
	13,245 11 6 $\frac{1}{4}$	12,249 - 3 $\frac{1}{2}$	10,948 - 1	11,031 8 - $\frac{3}{4}$	10,586 13 10
	1,554 14 3 $\frac{1}{4}$	1,554 15 5	1,539 9 7 $\frac{1}{2}$	1,713 11 6 $\frac{1}{2}$	1,431 5 10 $\frac{1}{2}$
	23 - -	12 15 -	11 10 -	23 - -	25 10 -
	809 2 10 $\frac{1}{2}$	1,129 9 3	918 4 3	797 7 10 $\frac{1}{2}$	906 5 4 $\frac{1}{2}$
	- - -	- 9 3	3 5 6	2 3 3	2 7 1 $\frac{1}{2}$
	2,386 17 1 $\frac{3}{4}$	2,697 8 11	2,472 9 4 $\frac{1}{2}$	2,536 2 8	2,365 8 4 $\frac{1}{2}$
	10,858 14 4 $\frac{1}{2}$	9,551 11 4 $\frac{1}{2}$	8,475 10 8 $\frac{1}{2}$	8,495 5 4 $\frac{1}{2}$	8,221 5 5 $\frac{1}{2}$
	13,245 11 6 $\frac{1}{4}$	12,249 - 3 $\frac{1}{2}$	10,948 - 1	11,031 8 - $\frac{3}{4}$	10,586 13 10
	To Mids. 1740	To Mids. 1741	To Mids. 1742	To Mids. 1743	To Mids. 1744
	12,006 3 6 $\frac{3}{4}$	10,446 18 3	9,466 7 - $\frac{1}{2}$	10,784 4 6	10,245 19 8
	1,502 4 8 $\frac{1}{4}$	1,419 19 9 $\frac{1}{2}$	1,711 10 11 $\frac{1}{4}$	1,547 16 11	1,540 1 7
	23 - -	46 - -	46 - -	46 - -	46 - -
	971 17 4 $\frac{1}{2}$	829 13 7 $\frac{1}{2}$	1,080 18 5	1,071 2 5 $\frac{1}{2}$	1,257 8 7 $\frac{3}{4}$
	6 11 9	1 15 3	- - -	8 8 4 $\frac{1}{2}$	- - -
	2,503 16 9 $\frac{3}{4}$	2,297 8 8	2,838 9 4 $\frac{1}{4}$	2,673 7 9	2,843 10 2 $\frac{3}{4}$
	9,502 6 9	8,149 9 7	6,627 17 8 $\frac{1}{4}$	8,110 16 9	7,402 9 5 $\frac{1}{4}$
	12,006 3 6 $\frac{3}{4}$	10,446 18 3	9,466 7 - $\frac{1}{2}$	10,784 4 6	10,245 19 8



*Gross & Net Produce of the Duty on Silver Wrought Plate*

	To Mid <sup>s</sup> 1745	To Mid <sup>s</sup> 1746	To Mid <sup>s</sup> 1747
Gross Produce	9,879 15 3	8,362 18 6	9,908 16 6
Charges of Management	1,457 14 - 3/4	1,475 8 2 1/2	1,452 11 7 1/4
Taxes	46 - -	46 - -	46 - -
Exports	729 1 9	633 16 -	824 17 7 1/2
Allowances	- - -	- - -	- - -
Net Produce	2,232 15 9 3/4	2,155 4 2 1/2	2,323 9 2 3/4
	7,646 19 5 1/4	6,207 14 3 1/2	7,585 7 3 1/4
	9,879 15 3	8,362 18 6	9,908 16 6
	To 5 <sup>th</sup> July 1753	To 5 <sup>th</sup> July 1754	To 5 <sup>th</sup> July 1755
Gross Produce	11,139 19 3	10,552 2 4 1/2	10,355 1 2 1/4
Charges of Management	1,636 1 1 1/2	1,618 15 6 3/4	1,620 19 1 1/2
Taxes	34 10 -	23 - -	23 - -
Exports	1,761 18 4 1/2	2,180 18 10 1/2	1,770 19 -
Allowances	- - -	- - -	- 14 6
Net Produce	3,432 9 6	3,822 14 5 1/4	3,415 12 7 1/2
	7,707 9 9	6,729 7 11 1/4	6,939 8 6 3/4
	11,139 19 3	10,552 2 4 1/2	10,355 1 2 1/4

*From Midsummer 1744 To 5<sup>th</sup> July 1758*


	To Mid <sup>s</sup> 1748	To Mid <sup>s</sup> 1749	To Mid <sup>s</sup> 1750	To Mid <sup>s</sup> 1751	To Mid <sup>s</sup> 1752
	9,473 11 -	10,072 12 -	9,982 17 11 1/2	10,669 10 9	11,164 18 4 1/4
	1,534 18 10	1,473 16 6 3/4	1,381 15 6 1/4	1,524 9 4 1/2	1,705 19 - 1/2
	46 - -	46 - -	46 - -	46 - -	34 10 -
	813 6 -	961 16 7 1/2	1,331 5 1 1/2	1,234 15 10 1/2	1,790 4 2 1/2
	- 6 6	- 5 -	- 1 2 4 1/2	- - -	- - -
	2,394 11 4	2,481 18 2 1/4	2,760 3 - 1/4	2,805 5 3	3,530 13 3
	7,078 19 8	7,590 13 9 3/4	7,222 14 11 1/4	7,864 5 6	7,634 5 1 1/4
	9,473 11 -	10,072 12 -	9,982 17 11 1/2	10,669 10 9	11,164 18 4 1/4
	To 5 <sup>th</sup> July 1756	To 5 <sup>th</sup> July 1757	To 5 <sup>th</sup> July 1758		
	9,885 17 8	8,734 16 5	7,852 10 6		
	1,622 18 7 1/4	1,496 10 6 1/2	1,620 17 8 1/2	<i>This Duty is Repealed</i>	
	23 - -	46 - -	46 - -		
	1,406 1 8 3/4	1,231 12 5	952 16 6 3/4		
	- - -	- - -	- 6 6		
	3,052 - 4	2,774 2 11 1/2	2,620 - 9 1/4		
	6,833 17 4	5,960 13 5 1/2	5,232 9 8 3/4		
	9,885 17 8	8,734 16 5	7,852 10 6		



0053

102

103



*Gross & Net Produce of the Duty on Coffee.*

	To Mids <sup>r</sup> 1725	To Mids <sup>r</sup> 1726	To Mids <sup>r</sup> 1727
Gross Produce	56,073 19 2 $\frac{1}{2}$	61,331 - 9 $\frac{3}{4}$	63,636 11 4 $\frac{3}{4}$
Charges of Management	1,824 15 3 $\frac{1}{4}$	7,212 9 - 4	4,076 16 4
Taxes	- - -	- - -	- - -
Allowances	1,532 4 10	584 6 2	795 3 4
Net Produce	52,716 19 1 $\frac{1}{4}$	53,534 5 7 $\frac{1}{2}$	58,764 11 8 $\frac{3}{4}$
	56,073 19 2 $\frac{1}{2}$	61,331 - 9 $\frac{3}{4}$	63,636 11 4 $\frac{3}{4}$
	To Mids <sup>r</sup> 1733	To Mids <sup>r</sup> 1734	To Mids <sup>r</sup> 1735
Gross Produce	55,202 15 11 $\frac{3}{4}$	56,715 5 7	56,224 - 14
Charges of Management	4,485 10 - 2	4,524 11 4	4,820 6 2 $\frac{1}{2}$
Taxes	44 3 -	44 13 -	88 16 -
Allowances	- 14 -	- - -	- - -
Net Produce	50,672 8 11 $\frac{1}{4}$	52,146 1 3	51,314 17 10 $\frac{3}{4}$
	55,202 15 11 $\frac{3}{4}$	56,715 5 7	56,224 - 14
	To Mids <sup>r</sup> 1741	To Mids <sup>r</sup> 1742	To Mids <sup>r</sup> 1743
Gross Produce	50,807 12 3 $\frac{1}{2}$	50,012 4 14	48,037 10 1
Charges of Management	3,806 9 5 $\frac{1}{2}$	4,580 7 14	4,179 7 7 $\frac{1}{4}$
Taxes	177 2 -	181 18 1	185 - 7
Allowances	22 - -	2 12 6	17 18 6
Net Produce	46,802 - 10	45,247 6 5	43,655 3 1 $\frac{1}{2}$
	50,807 12 3 $\frac{1}{2}$	50,012 4 14	48,037 10 1

*From Midsummer 1724, To Midsummer 1748.*

To Mids <sup>r</sup> 1728	To Mids <sup>r</sup> 1729	To Mids <sup>r</sup> 1730	To Mids <sup>r</sup> 1731	To Mids <sup>r</sup> 1732
68,139 3 10 $\frac{3}{4}$	73,825 14 3 $\frac{1}{2}$	70,064 1 8 $\frac{3}{4}$	67,536 18 11	65,819 18 7
4,289 1 9	4,219 18 - 4	4,560 11 3 $\frac{1}{2}$	4,586 12 6	4,397 6 4 $\frac{3}{4}$
173 12 -	130 4 -	132 9 -	88 6 -	88 6 -
79 7 -	26 2 6	3 10 -	10 -	- - -
4,542 - 9	4,376 4 6 $\frac{1}{4}$	4,696 10 3 $\frac{1}{2}$	4,675 8 6	4,485 12 4 $\frac{3}{4}$
63,597 3 1 $\frac{1}{4}$	69,449 9 9 $\frac{1}{4}$	63,367 11 5	62,861 10 5	61,334 6 2 $\frac{1}{4}$
68,139 3 10 $\frac{3}{4}$	73,825 14 3 $\frac{1}{2}$	70,060 1 8 $\frac{3}{4}$	67,536 18 11	65,819 18 7
To Mids <sup>r</sup> 1736	To Mids <sup>r</sup> 1737	To Mids <sup>r</sup> 1738	To Mids <sup>r</sup> 1739	To Mids <sup>r</sup> 1740
58,038 4 11 $\frac{1}{4}$	57,578 1 3 $\frac{1}{4}$	54,148 6 11 $\frac{1}{2}$	52,099 16 5 $\frac{1}{4}$	51,431 - 3
4,114 12 9 $\frac{1}{2}$	4,411 10 - 4	4,248 12 14	4,122 15 8 $\frac{1}{4}$	4,032 17 10 $\frac{3}{4}$
91 1 -	91 1 -	88 6 -	93 1 -	88 11 -
- - -	- - -	24 5 6	- - -	39 1 -
4,205 13 9 $\frac{1}{2}$	4,502 11 - 4	4,361 3 7 $\frac{1}{4}$	4,215 16 8 $\frac{1}{4}$	4,160 12 10 $\frac{3}{4}$
53,832 11 1 $\frac{3}{4}$	53,075 10 3	49,787 3 4 $\frac{1}{4}$	47,883 19 9	50,270 7 1 $\frac{1}{4}$
58,038 4 11 $\frac{1}{4}$	57,578 1 3 $\frac{1}{4}$	54,148 6 11 $\frac{1}{2}$	52,099 16 5 $\frac{1}{4}$	51,431 - 3
To Mids <sup>r</sup> 1744	To Mids <sup>r</sup> 1745	To Mids <sup>r</sup> 1746	To Mids <sup>r</sup> 1747	To Mids <sup>r</sup> 1748
43,257 8 1 $\frac{1}{4}$	37,117 7 4 $\frac{1}{4}$	36,622 7 5 $\frac{1}{2}$	35,973 3 9	37,918 14 3 $\frac{1}{4}$
4,234 14 9 $\frac{1}{4}$	4,274 3 10 $\frac{1}{2}$	4,401 9 3 $\frac{1}{2}$	4,273 5 7 $\frac{1}{4}$	4,390 17 3 $\frac{1}{4}$
184 7 3	182 8 - 3 $\frac{1}{2}$	186 - 2	183 17 10 $\frac{1}{2}$	182 12 2 $\frac{1}{2}$
- - -	51 11 -	- - -	105 - 6	- - -
4,419 2 - 4	4,508 2 11 $\frac{1}{4}$	4,587 9 5 $\frac{1}{2}$	4,562 3 11 $\frac{3}{4}$	4,573 9 6 $\frac{1}{4}$
38,838 6 1	32,609 4 5	32,034 18 -	31,410 19 9 $\frac{1}{4}$	33,345 4 9 $\frac{1}{2}$
43,257 8 1 $\frac{1}{4}$	37,117 7 4 $\frac{1}{4}$	36,622 7 5 $\frac{1}{2}$	35,973 3 9	37,918 14 3 $\frac{1}{4}$

Gross & Net Produce of the Duty on Coffee.

	To Mids <sup>r</sup> 1749	To Mids <sup>r</sup> 1750	To Mids <sup>r</sup> 1751
Gross Produce	38,583 16 9 $\frac{1}{4}$	37,899 4 10 $\frac{3}{4}$	38,522 8 - $\frac{1}{2}$
Charges of Management	4,767 - 8	4,518 15 2	5,514 6 2 $\frac{1}{2}$
Taxes	180 16 10 $\frac{3}{4}$	182 13 3	139 3 1 $\frac{1}{2}$
Allowances	91 6 6	- - -	25 9 6
Net Produce	5,039 4 - $\frac{3}{4}$ 33,544 12 8 $\frac{1}{2}$	4,701 8 5 33,197 16 5 $\frac{3}{4}$	5,678 18 10 32,843 9 2 $\frac{1}{2}$
	38,583 16 9 $\frac{1}{4}$	37,899 4 10 $\frac{3}{4}$	38,522 8 - $\frac{1}{2}$
	To 5 <sup>th</sup> July 1757	To 5 <sup>th</sup> July 1758	To 5 <sup>th</sup> July 1759
Gross Produce	39,808 4 7	38,588 12 6 $\frac{1}{4}$	48,401 19 9
Charges of Management	5,754 9 2 $\frac{1}{4}$	6,190 12 7 $\frac{1}{2}$	6,093 9 4
Taxes	177 4 -	177 4 -	177 4 -
Allowances	- - -	- - -	19 12 -
Net Produce	5,931 13 2 $\frac{1}{4}$ 33,876 11 4 $\frac{3}{4}$	6,367 16 7 $\frac{1}{2}$ 32,220 15 10 $\frac{3}{4}$	6,290 5 4 42,111 14 5
	39,808 4 7	38,588 12 6 $\frac{1}{4}$	48,401 19 9
	To 5 <sup>th</sup> July 1765		
Gross Produce	33,463 12 11 $\frac{1}{2}$		
Charges of Management	3,729 3 2 $\frac{1}{2}$		
Taxes	107 15 2 $\frac{1}{2}$		
Allowances	49 1 -		
Net Produce	3,885 19 5 29,577 13 6 $\frac{1}{2}$		
	33,463 12 11 $\frac{1}{2}$		

From Midsummer 1748, To

	To Mids <sup>r</sup> 1752	To 5 <sup>th</sup> July 1753	To 5 <sup>th</sup> July 1754	To 5 <sup>th</sup> July 1755	To 5 <sup>th</sup> July 1756
	37,720 5 6 $\frac{1}{2}$	37,139 5 7 $\frac{1}{2}$	37,375 16 7 $\frac{1}{2}$	37,392 - 9	37,943 - 5 $\frac{1}{4}$
	8,992 7 2 $\frac{1}{2}$	5,327 13 9 $\frac{1}{2}$	5,720 11 10 $\frac{3}{4}$	5,104 5 2	6,038 2 10 $\frac{3}{4}$
	137 8 7 $\frac{1}{4}$	157 7 5	96 11 7	91 9 3 $\frac{1}{4}$	89 12 -
	- - -	- - -	2 16 -	28 12 -	1 10 -
	9,129 15 9 $\frac{3}{4}$ 28,590 9 8 $\frac{1}{4}$	5,465 1 2 $\frac{1}{2}$ 31,674 4 5	5,819 19 5 $\frac{3}{4}$ 31,555 17 1 $\frac{3}{4}$	5,224 6 5 $\frac{1}{4}$ 32,167 14 3 $\frac{3}{4}$	6,129 4 10 $\frac{3}{4}$ 31,813 15 6 $\frac{1}{2}$
	37,720 5 6 $\frac{1}{2}$	37,139 5 7 $\frac{1}{2}$	37,375 16 7 $\frac{1}{2}$	37,392 - 9	37,943 - 5 $\frac{1}{4}$
	To 5 <sup>th</sup> July 1760	To 5 <sup>th</sup> July 1761	To 5 <sup>th</sup> July 1762	To 5 <sup>th</sup> July 1763	To 5 <sup>th</sup> July 1764
	40,102 6 6 $\frac{1}{4}$	39,353 18 8 $\frac{3}{4}$	39,000 7 8 $\frac{1}{2}$	41,607 18 3 $\frac{3}{4}$	39,356 17 7 $\frac{3}{4}$
	6,108 13 6 $\frac{1}{2}$	6,745 15 11 $\frac{1}{2}$	6,952 12 4 $\frac{1}{4}$	7,257 13 3 $\frac{3}{4}$	5,804 9 8 $\frac{1}{2}$
	177 4 -	177 4 -	177 4 -	188 4 -	177 4 -
	- 7 5 $\frac{1}{2}$	- - -	- - -	56 18 -	22 7 -
	6,286 5 - 33,816 1 6 $\frac{1}{4}$	6,922 19 11 $\frac{1}{2}$ 32,430 18 9 $\frac{1}{4}$	7,129 16 4 $\frac{1}{4}$ 31,870 11 4 $\frac{1}{4}$	7,502 15 3 $\frac{3}{4}$ 34,105 3 -	6,004 - 8 $\frac{1}{2}$ 33,352 16 11 $\frac{1}{4}$
	40,102 6 6 $\frac{1}{4}$	39,353 18 8 $\frac{3}{4}$	39,000 7 8 $\frac{1}{2}$	41,607 18 3 $\frac{3}{4}$	39,356 17 7 $\frac{3}{4}$



*Gross & Net Produce of the Duty on Seal,*

	To Mids. 1725	To Mids. 1726	To Mids. 1727
Gross Produce	71,142 2 4	74,026 14 2 3/4	97,168 - 5
Charges of Management	3,029 16 1/4	8,460 8 6 3/4	5,103 4 6 3/4
Taxes	-	-	-
Allowances	1,766 11 8	193 3 4	50 9 6
Net Produce	66,347 5 1/4	65,373 2 4	92,314 6 4 1/4
	71,142 2 4	74,026 14 2 3/4	97,168 - 5
	To Mids. 1733	To Mids. 1734	To Mids. 1735
Gross Produce	114,602 3 4 1/2	128,155 2 1 1/2	129,052 11 5 3/4
Charges of Management	5,661 4 5	5,709 3 5 3/4	6,079 - 3 1/2
Taxes	55 5 -	56 5 -	113 - -
Allowances	22 17 9	40 12 -	18 8 -
Net Produce	108,869 1 1/2	122,349 1 7 1/2	122,842 3 2 1/4
	114,602 3 4 1/2	128,155 2 1 1/2	129,052 11 5 3/4
	To Mids. 1741	To Mids. 1742	To Mids. 1743
Gross Produce	180,141 17 4 1/2	177,101 9 6 1/4	157,386 10 9 3/4
Charges of Management	4,762 14 4	5,729 11 2 3/4	5,192 2 9 3/4
Taxes	228 15 -	226 18 4	234 18 4
Allowances	1 11 9	3 4 -	- - -
Net Produce	175,140 1 1/2	171,141 15 11 1/2	151,959 9 8
	180,141 17 4 1/2	177,101 9 6 1/4	157,386 10 9 3/4

*From Midsummer 1724 To Midsummer 1748. -*

To Mids. 1728	To Mids. 1729	To Mids. 1730	To Mids. 1731	To Mids. 1732
109,954 3 3 3/4	139,279 6 8	162,070 18 11 3/4	157,954 16 10 1/2	130,040 4 2 1/4
5,116 5 8 1/4	5,281 13 11 3/4	5,762 8 4 1/2	5,772 16 2 3/4	5,534 13 2
217 - -	162 15 -	169 10 -	113 - -	113 - -
20 15 4	13 13 -	124 4 -	114 16 1 1/2	10 10 -
5,654 1 - 1/4	5,458 1 11 3/4	6,056 2 4 1/2	6,000 12 4 1/4	5,658 3 2
104,300 2 3 1/2	133,821 4 8 1/4	156,014 10 7 1/4	151,954 4 6 1/4	124,382 1 - 1/4
109,954 3 3 3/4	139,279 6 8	162,070 18 11 3/4	157,954 16 10 1/2	130,040 4 2 1/4
To Mids. 1736	To Mids. 1737	To Mids. 1738	To Mids. 1739	To Mids. 1740
153,180 16 1 1/2	233,996 3 8 1/4	229,622 3 8 1/4	223,518 5 7 1/2	202,516 7 6 3/4
5,148 16 1 1/4	5,482 16 1 3/4	5,352 12 3 3/4	5,217 7 - 3/4	5,010 12 5 3/4
113 - -	113 - -	113 - -	110 15 -	113 5 -
23 6 -	25 14 6	11 16 -	9 12 -	2 16 -
5,285 2 1 1/4	5,621 10 7 3/4	5,477 8 3 3/4	5,337 14 - 3/4	5,126 13 5 3/4
147,895 14 - 1/4	228,374 13 - 1/2	224,144 15 4 1/2	218,180 11 6 3/4	197,389 14 1
153,180 16 1 1/2	233,996 3 8 1/4	229,622 3 8 1/4	223,518 5 7 1/2	202,516 7 6 3/4
To Mids. 1744	To Mids. 1745	To Mids. 1746	To Mids. 1747	To Mids. 1748
152,587 18 3 1/2	151,168 7 1 1/2	249,018 19 11 1/2	263,514 - 3 1/2	295,165 5 8 1/4
5,291 15 2 1/4	5,296 6 3	5,480 16 7 1/4	5,337 11 3 3/4	5,608 2 6 3/4
230 9 4	235 5 6 1/2	223 2 1	225 13 7	227 1 1
- - -	6 - -	6 - -	12 18 6	2 16 10 3/4
5,522 4 6 1/4	5,537 11 9 1/2	5,709 18 11 1/4	5,576 3 1 1/4	5,838 - 6 1/2
147,065 13 9 1/4	145,630 15 4	243,309 1 - 1/4	257,937 16 10 1/4	289,327 5 1 3/4
152,587 18 3 1/2	151,168 7 1 1/2	249,018 19 11 1/2	263,514 - 3 1/2	295,165 5 8 1/4

Gross & Net Produce of the Duties on Tea.

	From Mid <sup>s</sup> . 1749	To Mid <sup>s</sup> . 1750	To Mid <sup>s</sup> . 1751
Gross Produce	307,352 19 4 $\frac{1}{2}$	286,564 7 7 $\frac{1}{2}$	301,298 3 6
Charges of Management	6,027 15 6	5,725 5 10 $\frac{1}{2}$	6,967 6 1 $\frac{1}{2}$
Taxes	224 16 11 $\frac{1}{2}$	228 2 4 $\frac{1}{2}$	173 1 11
Allowances	26 3 10 $\frac{1}{2}$	8 8 11 $\frac{1}{2}$	3 17 6 $\frac{1}{2}$
	Paid for apprehending a smuggler — 500 —		
Net Produce	6,278 16 4 $\frac{1}{2}$ 301,074 3 — 4	5,961 17 3 280,602 10 4 $\frac{1}{2}$	7,644 5 7 $\frac{1}{2}$ 293,053 17 10 $\frac{1}{2}$
	307,352 19 4 $\frac{1}{2}$	286,564 7 7 $\frac{1}{2}$	301,298 3 6
	To 5 <sup>th</sup> July 1757	To 5 <sup>th</sup> July 1758	To 5 <sup>th</sup> July 1759
Gross Produce	419,091 16 — 3 $\frac{1}{2}$	443,434 5 — 2	441,342 12 3 $\frac{1}{2}$
Charges of Management	7,016 6 6 $\frac{1}{2}$	7,583 4 —	7,604 6 6 $\frac{1}{2}$
Taxes	460 10 1 $\frac{1}{2}$	406 8 — 2	393 2 —
Allowances	— — —	1 5 —	35 7 3
Net Produce	7,506 16 8 $\frac{1}{2}$ 411,584 19 4 $\frac{1}{2}$	7,990 17 — 2 435,443 8 —	8,032 15 9 $\frac{1}{2}$ 433,309 16 6 $\frac{1}{2}$
	419,091 16 — 3 $\frac{1}{2}$	443,434 5 — 2	441,342 12 3 $\frac{1}{2}$
	To 5 <sup>th</sup> July 1765		
Gross Produce	497,182 10 — 2		
Charges of Management	128 19 6 —		
Taxes	678 2 —		
Allowances	62 12 8 $\frac{1}{2}$		
Net Produce	13,560 — 8 $\frac{1}{2}$ 483,622 9 3 $\frac{1}{2}$		
	497,182 10 — 2		

From Midsummer 1748 To 5<sup>th</sup> July 17

To Mid <sup>s</sup> . 1752	To Mid <sup>s</sup> . 1753	To 5 <sup>th</sup> July 1754	To 5 <sup>th</sup> July 1755	To 5 <sup>th</sup> July 1756
306,378 8 11 $\frac{1}{2}$	319,705 2 10 $\frac{1}{2}$	344,881 4 2 $\frac{1}{2}$	352,347 14 4	379,730 17 8 $\frac{1}{2}$
11,334 15 2 $\frac{1}{2}$	7,378 6 4 $\frac{1}{2}$	7,318 18 1 $\frac{1}{2}$	7,181 8 11 $\frac{1}{2}$	9,304 9 3
170 18 4 $\frac{1}{2}$	170 16 10 $\frac{1}{2}$	103 17 11	114 10 7	168 — —
6 4 8 $\frac{1}{2}$	— — —	32 8 2 $\frac{1}{2}$	— 18 —	— 15 —
11,511 18 3 $\frac{1}{2}$	7,549 3 2 $\frac{1}{2}$	7,455 4 2 $\frac{1}{2}$	7,296 17 6 $\frac{1}{2}$	9,473 4 3
294,866 10 8	312,155 19 8	337,426 — — 4	345,050 16 9 $\frac{1}{2}$	370,257 13 5 $\frac{1}{2}$
306,378 8 11 $\frac{1}{2}$	319,705 2 10 $\frac{1}{2}$	344,881 4 2 $\frac{1}{2}$	352,347 14 4	379,730 17 8 $\frac{1}{2}$
To 5 <sup>th</sup> July 1760	To 5 <sup>th</sup> July 1761	To 5 <sup>th</sup> July 1762	To 5 <sup>th</sup> July 1763	To 5 <sup>th</sup> July 1764
458,008 13 1 $\frac{1}{2}$	471,894 16 4 $\frac{1}{2}$	461,341 11 7	487,687 6 11 $\frac{1}{2}$	510,634 19 3 $\frac{1}{2}$
7,561 5 1 $\frac{1}{2}$	11,734 9 9 $\frac{1}{2}$	12,521 2 1 $\frac{1}{2}$	14,567 19 9 $\frac{1}{2}$	11,682 11 9 $\frac{1}{2}$
397 2 —	452 2 —	454 10 —	488 16 —	605 3 4
18 12 11 $\frac{1}{2}$	24 5 8 $\frac{1}{2}$	12 1 3 $\frac{1}{2}$	147 6 9	53 13 8 $\frac{1}{2}$
7,977 — 1	12,210 17 5 $\frac{1}{2}$	12,987 13 5 $\frac{1}{2}$	15,204 2 6 $\frac{1}{2}$	12,341 8 10
450,031 13 — 4	459,683 18 10 $\frac{1}{2}$	448,353 18 1 $\frac{1}{2}$	472,483 4 4 $\frac{1}{2}$	498,293 10 5 $\frac{1}{2}$
458,008 13 1 $\frac{1}{2}$	471,894 16 4 $\frac{1}{2}$	461,341 11 7	487,687 6 11 $\frac{1}{2}$	510,634 19 3 $\frac{1}{2}$





*Gross & Net Produce of the Duty on Chocolate*

	To Mids <sup>r</sup> 1725	To Mids <sup>r</sup> 1726	To Mids <sup>r</sup> 1727
Gross Produce	16,786 9 11 $\frac{1}{2}$	20,296 11 4 $\frac{1}{2}$	18,856 19 11 $\frac{1}{4}$
Charges of Management	490 12 $\frac{3}{4}$	1,904 14 10 $\frac{1}{4}$	1,251 11 8
Taxes			
Allowances	12	5 10 7 $\frac{1}{2}$	10 16 -
Net Produce	16,295 5 10 $\frac{3}{4}$	18,386 5 10 $\frac{3}{4}$	17,594 12 3 $\frac{1}{4}$
	16,786 9 11 $\frac{1}{2}$	20,296 11 4 $\frac{1}{2}$	18,856 19 11 $\frac{1}{4}$
	To Mids <sup>r</sup> 1733	To Mids <sup>r</sup> 1734	To Mids <sup>r</sup> 1735
Gross Produce	12,000 17 5 $\frac{1}{4}$	10,015 1 1 $\frac{1}{4}$	11,865 5 1 $\frac{1}{2}$
Charges of Management	1,255 - 8	1,265 17 7 $\frac{3}{4}$	1,335 2 9 $\frac{1}{4}$
Taxes	12 4 6	13 9 6	26 19 -
Allowances	1 1 -	7 4 -	- - -
Net Produce	10,732 11 5 $\frac{1}{4}$	8,728 9 11 $\frac{1}{2}$	10,503 3 4 $\frac{1}{4}$
	12,000 17 5 $\frac{1}{4}$	10,015 1 1 $\frac{1}{4}$	11,865 5 1 $\frac{1}{2}$
	To Mids <sup>r</sup> 1741	To Mids <sup>r</sup> 1742	To Mids <sup>r</sup> 1743
Gross Produce	10,823 11 5 $\frac{1}{2}$	9,778 12 3	12,793 1 - $\frac{3}{4}$
Charges of Management	1,043 5 8	1,231 13 3 $\frac{3}{4}$	1,116 19 5 $\frac{1}{4}$
Taxes	50 7 -	50 - 4	50 6 4
Allowances	- - -	4 2 6	1 11 6
Net Produce	9,729 18 9 $\frac{1}{2}$	8,492 16 1 $\frac{1}{4}$	11,624 3 9 $\frac{1}{2}$
	10,823 11 5 $\frac{1}{2}$	9,778 12 3	12,793 1 - $\frac{3}{4}$

*From Midsummer 1724 To Midsummer 1748.*

To Mids <sup>r</sup> 1728	To Mids <sup>r</sup> 1729	To Mids <sup>r</sup> 1730	To Mids <sup>r</sup> 1731	To Mids <sup>r</sup> 1732
11,377 12 11 $\frac{1}{2}$	11,998 11 11 $\frac{1}{2}$	13,295 16 6	10,806 15 10 $\frac{1}{2}$	13,620 14 1
1,167 8 6 $\frac{1}{4}$	1,144 15 1 $\frac{1}{4}$	1,285 12 4 $\frac{1}{2}$	1,283 6 1 $\frac{1}{4}$	1,232 - 4 $\frac{1}{4}$
47 8 -	35 11 -	39 6 -	26 14 -	26 9 -
4 10 -	1 2 6	- - -	4 6	- - -
1,219 6 6 $\frac{1}{4}$	1,181 8 7 $\frac{1}{4}$	1,324 18 4 $\frac{1}{2}$	1,310 4 7 $\frac{1}{4}$	1,258 9 4 $\frac{1}{4}$
10,158 6 5 $\frac{1}{4}$	10,817 3 4 $\frac{1}{4}$	11,970 18 1 $\frac{1}{2}$	9,496 11 3 $\frac{1}{4}$	12,362 4 8 $\frac{3}{4}$
11,377 12 11 $\frac{1}{2}$	11,998 11 11 $\frac{1}{2}$	13,295 16 6	10,806 15 10 $\frac{1}{2}$	13,620 14 1
To Mids <sup>r</sup> 1736	To Mids <sup>r</sup> 1737	To Mids <sup>r</sup> 1738	To Mids <sup>r</sup> 1739	To Mids <sup>r</sup> 1740
12,321 3 3 $\frac{1}{4}$	12,143 16 3 $\frac{1}{2}$	11,115 15 5 $\frac{1}{4}$	11,187 18 10 $\frac{1}{2}$	11,103 - 11 $\frac{1}{4}$
1,099 13 3 $\frac{1}{4}$	1,168 19 10 $\frac{1}{4}$	1,205 16 7 $\frac{1}{2}$	1,104 17 9 $\frac{1}{4}$	1,088 15 5 $\frac{3}{4}$
24 14 -	24 14 -	26 19 -	24 19 -	24 19 -
3 18 -	- - -	- - -	- - -	- 16 6
1,128 5 3 $\frac{1}{4}$	1,193 13 10 $\frac{1}{4}$	1,232 15 7 $\frac{1}{2}$	1,129 16 9 $\frac{1}{4}$	1,114 10 11 $\frac{3}{4}$
11,192 18 -	10,950 2 5 $\frac{1}{4}$	9,882 19 10 $\frac{1}{4}$	10,058 2 1 $\frac{1}{4}$	9,988 9 11 $\frac{1}{2}$
12,321 3 3 $\frac{1}{4}$	12,143 16 3 $\frac{1}{2}$	11,115 15 5 $\frac{1}{4}$	11,187 18 10 $\frac{1}{2}$	11,103 - 11 $\frac{1}{4}$
To Mids <sup>r</sup> 1744	To Mids <sup>r</sup> 1745	To Mids <sup>r</sup> 1746	To Mids <sup>r</sup> 1747	To Mids <sup>r</sup> 1748
11,016 7 1	10,189 6 8 $\frac{3}{4}$	11,096 16 8	11,068 19 1 $\frac{3}{4}$	10,291 11 9 $\frac{1}{4}$
1,141 9 8 $\frac{1}{2}$	1,148 2 1	1,165 - 11 $\frac{1}{4}$	1,145 8 4 $\frac{1}{4}$	1,189 8 9 $\frac{3}{4}$
52 4 11 $\frac{1}{2}$	50 14 1 $\frac{1}{2}$	50 0 4	50 16 7	51 4 9
- - -	1 2 1 $\frac{1}{2}$	- - -	- - -	- - -
1,193 14 8	1,199 18 4	1,215 7 3 $\frac{1}{4}$	1,196 4 11 $\frac{1}{4}$	1,240 13 6 $\frac{1}{4}$
9,822 12 5	8,984 8 4 $\frac{1}{4}$	9,881 9 4 $\frac{3}{4}$	9,872 14 2 $\frac{1}{2}$	9,050 18 2 $\frac{1}{2}$
11,016 7 1	10,189 6 8 $\frac{3}{4}$	11,096 16 8	11,068 19 1 $\frac{3}{4}$	10,291 11 9 $\frac{1}{4}$







*Gross & Net Produce of Licences to retail Spirituous Liquors*

	To 25 <sup>th</sup> March 1744	To 25 <sup>th</sup> March 1745	To 25 <sup>th</sup> Mar. 1746
<i>Gross Produce</i>	23,354 19 10 <sup>3</sup> / <sub>4</sub>	24,779 4 4 <sup>1</sup> / <sub>4</sub>	25,614 3 5 <sup>1</sup> / <sub>4</sub>
<i>Charges of Management</i>	345 18 1	439 18 2 <sup>3</sup> / <sub>4</sub>	1,595 15 8 <sup>1</sup> / <sub>4</sub>
<i>Allowances</i>	- - -	- - -	3 - -
<i>Net Produce</i>	23,009 1 9 <sup>2</sup> / <sub>4</sub>	24,339 6 1 <sup>1</sup> / <sub>2</sub>	24,015 7 7
	23,354 19 10 <sup>3</sup> / <sub>4</sub>	24,779 4 4 <sup>1</sup> / <sub>4</sub>	25,614 3 3 <sup>1</sup> / <sub>4</sub>
	To 25 <sup>th</sup> March 1752	To 5 <sup>th</sup> April 1753	To 5 <sup>th</sup> April 1754
<i>Gross Produce</i>	31,939 3 4 <sup>1</sup> / <sub>4</sub>	51,497 13 4 <sup>3</sup> / <sub>4</sub>	52,856 17 10 <sup>1</sup> / <sub>4</sub>
<i>Charges of Management</i>	1,355 18 2	1,452 15 3	1,229 15 10 <sup>3</sup> / <sub>4</sub>
<i>Allowances</i>	1 - -	- - -	- - -
<i>Net Produce</i>	30,582 5 2 <sup>1</sup> / <sub>4</sub>	50,044 18 1 <sup>3</sup> / <sub>4</sub>	51,627 1 11 <sup>2</sup> / <sub>4</sub>
	31,939 3 4 <sup>1</sup> / <sub>4</sub>	51,497 13 4 <sup>3</sup> / <sub>4</sub>	52,856 17 10 <sup>1</sup> / <sub>4</sub>
	To 5 <sup>th</sup> April 1760	To 5 <sup>th</sup> April 1761	To 5 <sup>th</sup> April 1762
<i>Gross Produce</i>	52,484 13 7 <sup>3</sup> / <sub>4</sub>	52,566 18 7 <sup>1</sup> / <sub>4</sub>	52,526 13 5 <sup>1</sup> / <sub>4</sub>
<i>Charges of Management</i>	1,417 4 5 <sup>3</sup> / <sub>4</sub>	1,450 19 4 <sup>3</sup> / <sub>4</sub>	1,441 16 3
<i>Allowances</i>	- - -	- - -	- - -
<i>Net Produce</i>	51,067 9 2	51,115 19 2 <sup>2</sup> / <sub>4</sub>	51,084 17 2 <sup>1</sup> / <sub>4</sub>
	52,484 13 7 <sup>3</sup> / <sub>4</sub>	52,566 18 7 <sup>1</sup> / <sub>4</sub>	52,526 13 5 <sup>1</sup> / <sub>4</sub>

*From the 25<sup>th</sup> March 1743 To the 5<sup>th</sup> April 17*

	To 25 <sup>th</sup> March 1747	To 25 <sup>th</sup> March 1748	To 25 <sup>th</sup> March 1749	To 25 <sup>th</sup> March 1750	To 25 <sup>th</sup> March 1751
	26,946 17 11	30,820 9 - <sup>1</sup> / <sub>2</sub>	35,112 18 2 <sup>1</sup> / <sub>4</sub>	32,596 2 - <sup>3</sup> / <sub>4</sub>	34,116 4 8 <sup>1</sup> / <sub>2</sub>
	1,480 4 1 <sup>1</sup> / <sub>2</sub>	1,224 9 2 <sup>3</sup> / <sub>4</sub>	1,147 7 10	1,162 2 9	1,547 19 5 <sup>1</sup> / <sub>4</sub>
	1 - -	- - -	- - -	- - -	- - -
	1,481 4 1 <sup>1</sup> / <sub>2</sub>	1,224 9 2 <sup>3</sup> / <sub>4</sub>	1,147 7 10	1,162 2 9	1,547 19 5 <sup>1</sup> / <sub>4</sub>
	25,465 13 9 <sup>2</sup> / <sub>4</sub>	29,595 19 9 <sup>3</sup> / <sub>4</sub>	33,965 10 4 <sup>1</sup> / <sub>4</sub>	31,433 19 3 <sup>3</sup> / <sub>4</sub>	32,568 5 3 <sup>1</sup> / <sub>4</sub>
	26,946 17 11	30,820 9 - <sup>1</sup> / <sub>2</sub>	35,112 18 2 <sup>1</sup> / <sub>4</sub>	32,596 2 - <sup>3</sup> / <sub>4</sub>	34,116 4 8 <sup>1</sup> / <sub>2</sub>
	To 5 <sup>th</sup> April 1755	To 5 <sup>th</sup> April 1756	To 5 <sup>th</sup> April 1757	To 5 <sup>th</sup> April 1758	To 5 <sup>th</sup> April 1759
	52,897 16 9 <sup>1</sup> / <sub>4</sub>	54,278 11 6	54,134 4 11 <sup>1</sup> / <sub>2</sub>	53,070 11 1 <sup>1</sup> / <sub>2</sub>	52,656 8 7 <sup>1</sup> / <sub>2</sub>
	1,292 8 - <sup>3</sup> / <sub>4</sub>	1,385 12 9 <sup>2</sup> / <sub>4</sub>	1,505 13 3	1,445 15 8 <sup>1</sup> / <sub>2</sub>	1,446 4 9
	- - -	2 - -	- - -	- - -	- - -
	1,292 8 - <sup>3</sup> / <sub>4</sub>	1,387 12 9 <sup>2</sup> / <sub>4</sub>	1,505 13 3	1,445 15 8 <sup>1</sup> / <sub>2</sub>	1,446 4 9
	51,605 8 8 <sup>1</sup> / <sub>2</sub>	52,890 18 8 <sup>1</sup> / <sub>2</sub>	52,628 11 8 <sup>1</sup> / <sub>2</sub>	51,624 15 5	51,210 3 10 <sup>2</sup> / <sub>4</sub>
	52,897 16 9 <sup>1</sup> / <sub>4</sub>	54,278 11 6	54,134 4 11 <sup>1</sup> / <sub>2</sub>	53,070 11 1 <sup>1</sup> / <sub>2</sub>	52,656 8 7 <sup>1</sup> / <sub>2</sub>
	To 5 <sup>th</sup> April 1763	To 5 <sup>th</sup> April 1764	To 5 <sup>th</sup> April 1765		
	53,832 16 1 <sup>1</sup> / <sub>2</sub>	54,841 10 7 <sup>1</sup> / <sub>4</sub>	57,083 1 - <sup>1</sup> / <sub>2</sub>		
	1,459 6 10 <sup>3</sup> / <sub>4</sub>	1,494 2 11 <sup>1</sup> / <sub>2</sub>	1,510 1 3 <sup>1</sup> / <sub>4</sub>		
	4 - -	- - -	- - -		
	1,463 6 10 <sup>3</sup> / <sub>4</sub>	1,494 2 11 <sup>1</sup> / <sub>2</sub>	1,510 1 3 <sup>1</sup> / <sub>4</sub>		
	52,369 9 2 <sup>3</sup> / <sub>4</sub>	53,347 7 7 <sup>3</sup> / <sub>4</sub>	55,572 19 9 <sup>1</sup> / <sub>4</sub>		
	53,832 16 1 <sup>1</sup> / <sub>2</sub>	54,841 10 7 <sup>1</sup> / <sub>4</sub>	57,083 1 - <sup>1</sup> / <sub>2</sub>		





Gross & Net Produce of the Duties on Glass

	From 26 <sup>th</sup> March 1746 To 24 <sup>th</sup> June 1747	To 24 <sup>th</sup> June 1748	To 24 <sup>th</sup> June 1749
Gross Produce	34,837 5 2½	40,166 6 1¼	44,911 17 2¾
Charges of Management	981 18 6	953 14 -	998 19 2½
Taxes	3 - -	23 - -	35 8 -
Exports	6,097 9 11	8,806 2 7¼	10,482 17 2
Allowances	682 16 11½	1,899 11 4¼	1,578 7 2¾
Net Produce	7765 5 4½	11,682 7 11½	13,095 11 7
	27,071 19 9¾	28,483 18 1¾	31,816 5 7¾
	34,837 5 2½	40,166 6 1¼	44,911 17 2¾
	To 5 <sup>th</sup> July 1755	To 5 <sup>th</sup> July 1756	To 5 <sup>th</sup> July 1757
Gross Produce	65,591 17 8½	63,548 12 7½	61,074 16 10¾
Charges of Management	4,958 19 9¾	2,006 - 1½	2,083 2 8½
Taxes	35 8 6	32 17 4	81 1 -
Exports	14,296 - 5	13,162 11 2½	10,773 13 -
Allowances	1,325 19 6½	2,359 16 9½	1,359 2 10¼
Net Produce	20,616 8 3¼	17,561 5 5½	14,296 19 6¾
	44,975 9 5¼	45,987 7 2	46,777 17 4
	65,591 17 8½	63,548 12 7½	61,074 16 10¾
	To 5 <sup>th</sup> July 1763	To 5 <sup>th</sup> July 1764	To 5 <sup>th</sup> July 1765
Gross Produce	73,147 4 7	81,501 16 1	85,382 13 7¾
Charges of Management	2,149 1 5¾	2,451 3 11¾	2,729 2 11½
Taxes	114 2 -	117 2 -	138 7 -
Exports	16,760 13 -½	17,242 - 4	16,645 12 11
Allowances	4,506 12 11½	5,683 13 4¼	6,976 3 4
Net Produce	23,530 9 5¾	25,493 19 8	26,489 6 2½
	49,616 15 1¼	56,007 16 5	58,893 7 5¼
	73,147 4 7	81,501 16 1	85,382 13 7¾

From the 26<sup>th</sup> of March 1746 To 5<sup>th</sup> April

To 24 <sup>th</sup> June 1750	To 24 <sup>th</sup> June 1751	To 24 <sup>th</sup> June 1752	To 5 <sup>th</sup> July 1753	To 5 <sup>th</sup> July 1754
54,615 4 1	59,140 5 1¼	62,609 16 2	61,981 10 4¾	70,024 2 4
1,179 14 7	1,277 3 5¾	1,490 13 8¼	1,760 7 11¾	1,731 - 7½
54 - -	48 6 6	51 7 4½	54 8 2	34 18 1
13,624 - 1¼	13,998 1 4	11,781 2 6¼	17,221 9 5½	14,499 5 11½
2739 1 10	409 11 11¾	208 14 10¼	484 19 -	527 12 -¾
17,596 16 6¼	15,733 3 3½	13,531 18 5¼	19,521 4 7¼	16,792 16 8¾
37,018 7 6¾	43,407 1 9¾	49,077 17 8¾	42,460 5 9½	53,231 5 7¼
54,615 4 1	59,140 5 1¼	62,609 16 2	61,981 10 4¾	70,024 2 4
To 5 <sup>th</sup> July 1758	To 5 <sup>th</sup> July 1759	To 5 <sup>th</sup> July 1760	To 5 <sup>th</sup> July 1761	To 5 <sup>th</sup> July 1762
63,357 8 6¼	57,918 15 10½	65,120 6 9	67,268 9 7	71,749 18 4
2,154 9 3	2,243 18 5½	2,155 16 8	2,177 19 6¼	2,116 10 8¼
86 1 -	101 8 -	118 18 -	125 1 2½	123 2 -
11,465 14 9½	13,179 7 6	12,241 6 8½	13,845 12 5	15,168 10 6¾
3,332 - 11¾	6,395 6 8¼	4,171 16 4½	2,887 5 5	6,259 17 9¼
17,038 6 -¼	21,920 - 7¾	18,987 17 9	19,035 18 6¾	23,668 1 -¼
46,319 2 6	35,998 15 2¾	46,132 9 -	48,232 11 -¼	48,081 17 3¾
63,357 8 6¼	57,918 15 10½	65,120 6 9	67,268 9 7	71,749 18 4







Gross & Net Produce of the Duty on Coaches &c.

	To 25 <sup>th</sup> March 1748	To 25 <sup>th</sup> March 1749	To 25 <sup>th</sup> March 1750
Gross Produce	60,844 4 4	58,372 3 3 $\frac{1}{2}$	56,619 - 2 $\frac{1}{2}$
Charges of Management	339 13 8 $\frac{1}{2}$	507 16 3 $\frac{1}{2}$	1,328 5 10 $\frac{3}{4}$
Allowances	26 - -	11 - -	31 - -
Net Produce	60,478 10 7 $\frac{1}{2}$	57,826 7 -	55,256 14 3 $\frac{3}{4}$
	60,844 4 4	58,372 3 3 $\frac{1}{2}$	56,619 - 2 $\frac{1}{2}$
	To 5 <sup>th</sup> April 1756	To 5 <sup>th</sup> April 1757	To 5 <sup>th</sup> April 1758
Gross Produce	63,128 19 6 $\frac{3}{4}$	60,862 10 5 $\frac{1}{2}$	61,905 9 11
Charges of Management	1,894 8 9	1,980 5 - $\frac{3}{4}$	1,939 18 1
Allowances	20 - -	42 - -	12 - -
Net Produce	61,214 10 9 $\frac{3}{4}$	58,840 5 4 $\frac{3}{4}$	59,953 11 10
	63,128 19 6 $\frac{3}{4}$	60,862 10 5 $\frac{1}{2}$	61,905 9 11
	To 5 <sup>th</sup> April 1764	To 5 <sup>th</sup> April 1765	
Gross Produce	68,569 3 11 $\frac{3}{4}$	72,102 - -	
Charges of Management	2,342 11 2	2,147 15 11 $\frac{3}{4}$	
Allowances	40 - -	58 - -	
Net Produce	66,186 12 9 $\frac{3}{4}$	69,896 4 - $\frac{3}{4}$	
	68,569 3 11 $\frac{3}{4}$	72,102 - -	

From 26<sup>th</sup> March 1747 To 5<sup>th</sup> April

To 23 <sup>rd</sup> Mar. 1751	To 23 <sup>rd</sup> Mar 1752	To 5 <sup>th</sup> April 1753	To 5 <sup>th</sup> April 1754	To 5 <sup>th</sup> April 1755
56,296 13 3 $\frac{3}{4}$	54,806 - 7 $\frac{3}{4}$	55,882 12 2	56,574 15 6	57,269 5 11
1,399 18 4 $\frac{1}{2}$	1,177 15 2	1,569 12 10 $\frac{1}{4}$	1,832 10 11	1,692 6 5
20 - -	48 16 -	36 - -	74 - -	34 - -
1,419 18 4 $\frac{1}{2}$	1,226 11 2	1,605 12 10 $\frac{1}{4}$	1,906 10 11	1,726 6 5
51,876 14 11 $\frac{1}{4}$	53,579 9 5 $\frac{3}{4}$	54,276 19 3 $\frac{3}{4}$	54,668 4 7	55,542 19 6
56,296 13 3 $\frac{3}{4}$	54,806 - 7 $\frac{3}{4}$	55,882 12 2	56,574 15 6	57,269 5 11
To 5 <sup>th</sup> April 1759	To 5 <sup>th</sup> April 1760	To 5 <sup>th</sup> April 1761	To 5 <sup>th</sup> April 1762	To 5 <sup>th</sup> April 1763
63,029 5 7	63,825 14 1 $\frac{1}{4}$	65,267 1 4 $\frac{1}{4}$	66,539 7 9	68,050 8 2 $\frac{1}{2}$
1,938 9 7 $\frac{3}{4}$	1,958 1 11 $\frac{1}{2}$	2,070 9 3 $\frac{1}{4}$	2,025 17 5 $\frac{3}{4}$	2,097 11 8 $\frac{1}{2}$
16 - -	22 - -	14 - -	28 - -	22 - -
1,954 9 7 $\frac{3}{4}$	1,980 1 11 $\frac{1}{2}$	2,084 9 3 $\frac{1}{4}$	2,053 17 5 $\frac{3}{4}$	2,119 11 8 $\frac{1}{2}$
61,074 15 11 $\frac{1}{4}$	61,845 12 1 $\frac{3}{4}$	63,182 12 1	64,485 10 3 $\frac{1}{4}$	65,930 16 6
63,029 5 7	63,825 14 1 $\frac{1}{4}$	65,267 1 4 $\frac{1}{4}$	66,539 7 9	68,050 8 2 $\frac{1}{2}$





*Gross & Net Produce of the New Duty on Plate*

	To 5 <sup>th</sup> July 1757	To 5 <sup>th</sup> July 1758	To 5 <sup>th</sup> July 1759
<i>Gross Produce</i>	23,799 13 24	21,364 5 -	19,576 15 -
<i>Charges of Management</i>	1,860 2 10 4	528 17 8	627 10 10 4
<i>Taxes</i>	- - -	76 - -	76 - -
<i>Allowances</i>	16 - -	27 - -	28 5 -
<i>Net Produce</i>	18,762 10 4	20,732 7 4	18,844 19 1 3 4
	23,799 13 24	21,364 5 -	19,576 15 -
	To 5 <sup>th</sup> July 1765		
<i>Gross Produce</i>	15,927 10 -		
<i>Charges of Management</i>	699 19 6 2		
<i>Taxes</i>	76 - -		
<i>Allowances</i>	5 5 -		
<i>Net Produce</i>	15,146 5 5 2		
	15,927 10 -		

*From the 5<sup>th</sup> July 1756 To*

To 5 <sup>th</sup> July 1760	To 5 <sup>th</sup> July 1761	To 5 <sup>th</sup> July 1762	To 5 <sup>th</sup> July 1763	To 5 <sup>th</sup> July 1764
17,705 - -	17,732 8 4 2	16,274 10 -	17,242 5 1	17,580 - -
602 4 8 2	597 7 6 3 4	664 3 3 3 4	878 1 10 2	724 3 9 2
76 - -	76 - -	76 - -	76 - -	76 - -
4 15 -	39 - -	27 5 -	- 5 -	10 15 -
682 19 8 2	712 7 6 3 4	767 8 3 3 4	954 6 10 2	810 18 9 2
17,022 - 3 2	17,020 - 9 3 4	15,507 1 8 4	16,287 18 2 2	16,769 1 2 2
17,705 - -	17,732 8 4 2	16,274 10 -	17,242 5 1	17,580 - -



Gross & Net Produce of Plate Licences

	To 5 <sup>th</sup> July 1759	To 5 <sup>th</sup> July 1760	To 5 <sup>th</sup> July 1761
Gross Produce	8,879 - 8½	8,409 3 11½	7,984 1 11½
Charges of Management	822 12 2¼	1,000 13 8	968 3 8½
Taxes	34 10 -	46 - -	46 - -
Allowances	8 - -	2 - -	- - -
Net Produce	865 2 2¼ 8,013 18 6¼	1,048 13 8 7,360 10 3½	1,014 3 8 6,969 18 3½
	8,879 - 8½	8,409 3 11½	7,984 1 11½

From 5<sup>th</sup> of July 1758 To

To 5 <sup>th</sup> July 1762	To 5 <sup>th</sup> July 1763	To 5 <sup>th</sup> July 1764	To 5 <sup>th</sup> July 1765
7,874 8 -½	7,918 6 5½	8,089 19 -	7,918 12 8½
953 15 5¾	954 8 2¼	1,011 3 9½	1,038 12 -¼
46 - -	46 - -	46 - -	46 - -
- - -	- - -	- - -	- - -
999 15 5¾ 6,874 12 6¾	1,000 8 2¼ 6,917 18 3¼	1,057 3 9½ 7,032 15 2½	1,084 12 -¼ 6,834 - 8¼
7,874 8 -½	7,918 6 5½	8,089 19 -	7,918 12 8½





*Gross & Net Produce of the additional Duty on Mall*

	From 8 <sup>th</sup> Feby 1760 To 24 <sup>th</sup> June 1760	To 24 <sup>th</sup> June 1761	To 24 <sup>th</sup> June 1762
Gross Produce	279,931 6 10	374,460 4 7 1/2	336,090 13 9
Stock in hand — 83,355, 15, 9			
Gross duty — 19,657, 5, 11, 1			
Allowances	84 6 7 1/2	255 15 8 1/4	153 10 4 3/4
Net Produce	279,847 - 2 1/2	374,204 8 11	335,937 3 4 1/2
	279,931 6 10	374,460 4 7 1/2	336,090 13 9

*From 8<sup>th</sup> February 1760 To*

To 24 <sup>th</sup> June 1763	To 24 <sup>th</sup> June 1764	To 24 <sup>th</sup> June 1765
253,573 11 7 3/4	341,271 3 5 3/4	332,319 1 6
140 6 1 1/2	117 17 5	103 12 7
253,433 5 6 1/4	341,153 6 - 3/4	332,215 8 11
253,573 11 7 3/4	341,271 3 5 3/4	332,319 1 6















0083

162

163

An Account of the Appropriations of the several Revenues under the Management of his Majesties Comm<sup>rs</sup> of Excise

Strong Beer and Ale	2	6	per Barrel	One Moiety of these Duties was granted in Perpetuity by an Act 12. Cha. 2 <sup>d</sup> . The other Moiety by an Act the 1 <sup>st</sup> Geo. for his Majesties Life, the whole made Part of the Civil List Funds. But there is a Charge of 3700 per Week out of the same for 99 Years for Payment of Annuities per Act 12 and 13 W <sup>m</sup> 3 <sup>d</sup> .
Small Beer	6	per 2 <sup>d</sup>		
Cyder and Perry	2	6	per Head	
Metheglin or Mead	1	per Gallon		
Strong Waters	2	per Gallon		
Mum imported	6	per Barrel		
Cyder or Perry imported	10	per Tun		
Spirits made of Wine or Cyder imported	4	per Gallon		
Single & double Brandy imported	8	per ditto		
Vinegar	1	per Barrel		
Strong Beer and Ale	9	per Barrel	Granted per Act 3 W <sup>m</sup> & Mary for 99 Years and made a Fund for Paym <sup>t</sup> of Annuities	
Small Beer	3	per ditto		
Cyder and Perry	1	3		per Head
Metheglin or Mead	3	per Gallon		
Mum imported	3	per Barrel		
Cyder or Perry imported	4	per Tun		
Single Brandy imported	6	per Gallon		
Double Brandy imported	1	per ditto		
Vinegar	2	per Barrel		
Strong Beer and Ale	9	per Barrel		Granted per Act 4 Anno for 95 Years from 17 March 1713 and made a Fund for Payment of Annuities
Small Beer	3	per ditto		
Cyder and Perry	1	3	per Head	
Metheglin or Mead	3	per Gallon		
Mum imported	3	per Barrel		
Cyder or Perry imported	4	per Tun		
Single Brandy imported	2	per Gallon		
Double Brandy d <sup>o</sup>	4	per ditto		
Vinegar	2	per Barrel		
Strong Beer and Ale	9	per Barrel	Granted per Act 5 & 6 W <sup>m</sup> & Mary in Perpetuity 7/4 thereof is the Original Fund of Bank, out of the remaining 7/4 thereof is 12000 per Ann <sup>y</sup> appropriated for Payment of Annuities for Lives with the Benefit of the Survivor, and the Remainder subject to Loans made by the Bank and others	
Small Beer	3	per ditto		
Cyder & Perry	1	3		per Head
Metheglin or Mead	3	per Gallon		
Mum imported	3	per Barrel		
Cyder or Perry imported	4	per Tun		
Single Brandy imported	6	per Gallon		
Double Brandy d <sup>o</sup>	1	per ditto		
Vinegar	2	per Barrel		

An Account of the Appropriations continued.

Strong Beer and Ale	3	pp Bar.	Granted 8 <sup>th</sup> Anna for 32 years from 25 <sup>th</sup> of March 1710 for establishing a yearly Fund to raise nine hundred thousand Pounds by Sale of Annuities and in Default thereof by another Lottery.
Small Beer	1	pp d.	
Cyder and Perry	5	pp Head	
Mellin or Mead	1	pp Gallon	
Strong Waters	1	pp ditto	
Spirits made of Wine or Cyder imported	2	pp ditto	
Vinegar	9	pp Bar.	
Spirits or Brandy imported from Guernsey	8	pp Gallon	
Verjuice to pay the same as Cyder & Perry			
Low Wines at sundry Rates	pp Gallon		Granted 5 <sup>th</sup> Anna for 96 years from 23 June 1710 and made a Fund for Payment of Annuities.
Sweets at 1 lb.	pp Barrel		Granted 5 <sup>th</sup> Anna for 99 years from 24 March 1706 and made a Fund for Payment of Annuities.
Cyder & Perry	1 <sup>st</sup> Buyer	4	These Duties are given yearly
Malt		6	
Hum made or imported		10	
Candles 1 <sup>st</sup> Act	Wax Candles at Tallow d. at	4	Granted 8 <sup>th</sup> Anna for 5 years with certain Rates to be given with Clerks & Apprentices towards raising her Majesties Supply. Borrowing Clause is for 500000 at 6 <sup>th</sup> Cent Int. 9 <sup>th</sup> Anna for making good Deficiencies & satisfying the public Debts &c. made perpetual.
Ditto 2 <sup>nd</sup> Act	Wax Candles at Tallow d. at	4	
Hops at		1	Granted 9 <sup>th</sup> Anna for 32 years with other Duties on several Commodities exported and Coals, Water born towards raising 1500000 by way of Lottery for the Service of the year 1711.
			Granted 9 <sup>th</sup> Anna for 4 years from 1 <sup>st</sup> of June 1711 for Loans not exceeding one Hundred and Eighty thousand Pounds — at 6 <sup>th</sup> Cent Int.
Loose Paper & Callicoes			Granted 10 <sup>th</sup> Anna for 32 years, with other Duties, viz. add on stamped yellow parchment &c. Pamphlets & advertisements, Hackney Chairs Cards & Dice
Wire and Starch			Granted 10 <sup>th</sup> Anna for 32 years with other Duties, viz. add Duties on Hides, Skins, new Duties on Coffee, Tea & Drugs, and Policies of Insurance to secure a yearly Fund for Satisfaction of Orders to the Contributors of a further Sum of 1800000 towards her Majesties Supply

Additional Duties on Soap	Granted 12 <sup>th</sup> Anna for 32 years from and after 2 <sup>nd</sup> August 1714 for raising 1,400,000 by way of Lottery for her Majesties Supply
Paper Callicoes March &c.	
Hides & Act	Granted 9 <sup>th</sup> Anna for 32 years from Midsummer 1711 towards raising (with other Duties) 2,000,000 by way of Lottery for the Service of the year 1711.
Ditto 2 <sup>nd</sup> Act	Granted 10 <sup>th</sup> Anna for 32 years from 1 <sup>st</sup> of August 1712 towards raising (with other Duties) 1,800,000 by way of Lottery for the Service of the year 1712.
Silver Plates	Granted 6 <sup>th</sup> Georgii for ever for raising 312000 by Sale of Annuities at 4 <sup>th</sup> Cent.
Coffee, Tea, Chocolate	Granted 10 <sup>th</sup> Georgii for ever (in Lieu of like Duties repealed) and applied in like Manner as the former Duties, viz. One Moiety of Duties on Coffee and Tea, & the whole on Chocolate towards paying off 2500000 Exchequer Bills & 7 <sup>th</sup> Anna; and the other Moiety (with other Duties) to make a general Fund of 1,724,849: 6: 10 <sup>th</sup> p Annam for Payment of Annuities at 5 <sup>th</sup> Cent. p Act 3 <sup>rd</sup> Georgii, subject to Redemption by Parliament.
Duties on Tea	by 18 Geo. 2 are altered, and charged with 1 <sup>st</sup> p lb. & 25 <sup>th</sup> Cent, according to the price at the sales to commence from 24 June 1745.
Victualers Act	anno 1726 — For paying off 500,000 Excheq <sup>r</sup> Bills borrowed A. 1726
Licences for vending Brandy or Spirits	By 9 <sup>th</sup> Geo. 2 from the 29 <sup>th</sup> Sept. 1736 made part of the aggregate Funds
Duties on Low Wines & Spirits	whenever Foreign or British & such Duties as arise by retaling the same.
Sweets at 12 <sup>th</sup> pp Barrel	from 28 <sup>th</sup> June 1737 By 10 <sup>th</sup> Geo. 2 to raise 500,000 at 3 <sup>rd</sup> Cent.
Licences for retaling Spirituous Liquors	By 16 <sup>th</sup> Geo. 2 to pay the principal Sum of 48,100 due on the Commencement 26 <sup>th</sup> March 1743. Spot Act 518000 more raised this year at 3 <sup>rd</sup> Cent.
Add <sup>d</sup> Duties on Low Wines & Spirits	comm <sup>d</sup> 26 <sup>th</sup> March 1743 By 16 <sup>th</sup> Geo. 2 to raise 1800000 at 3 <sup>rd</sup> Cent. whereof 800,000 Lottery and 1000,000 by Annuities. By 17 <sup>th</sup> Geo. 2. 1,000,000 borrowed of the East India Company at 3 <sup>rd</sup> Cent; and by another Act 17 <sup>th</sup> Geo. 2 1800,000, whereof 600,000 is for a Lottery and 1200,000 is Annuities at 3 <sup>rd</sup> Cent.
New add <sup>d</sup> Duties on Low Wines & Spirits	and Duties on Glass, Commend 26 <sup>th</sup> Mar. 1746 By 19 <sup>th</sup> Geo. 2. to raise 3,000,000 by Annuities and a Lottery, i. e. 2500,000 Annuities, and 500,000 Lottery at 4 <sup>th</sup> Cent. And also 9 <sup>th</sup> Cent p Annam during Life to such as subscribed for 10 Tickets, and so in proportion for a greater Number.

Duties on Coaches &c. By 20<sup>th</sup> Geo 2. to raise 1,000,000 by a Lottery at 4 p Cent p Ann. and the Surplus (if any) is applied to make good any Deficiency that shall happen in the Produce of the Rates & Duties on Houses Windows & Lights, granted this Session. Comm: 26 March 1717

Further add. Duties on Low Wines & Spirits. Comm: 2 July 1731. & the add. Duty on Licences comm: 26 March 1732. By the 24<sup>th</sup> Geo. 2. Subject & liable to the same Uses and Purposes respectively, as the present Duties on Spirituous Liquors and Licences are now liable & appropriated unto.

New Duty on Plate p Act 29. Geo 2. made part of the Sinking Fund. To make good the Interest of 3 1/2 p Cent on 1,500,000, and the Int. of 3 p Cent on 500,000 charged on the a. Fund; not said to be redeemable.

Plate Licences 2. - Licences comm: 5<sup>th</sup> July 1758 p Act 31. Geo. 2. 5. - Licences comm: 5<sup>th</sup> July 1759 p Act 32. Geo. 2. These Duties granted in Lieu of the Duty of 6 p Oz on Wro. Plate p Act 6. Geo. 1. not said to be redeemable.

Additional Duty of 1. - p lb. on Coffee. Ditto of - 9 p lb on Chocolate. Comm: 6<sup>th</sup> April 1759 p Act 32 Geo. 2. These Duties are appropriated with several other Duties and Rates for composing a Fund for the Payment of Annuities attending 6,600,000 borrowed on the Credit of the Act. And also the Amount of 15 p Cent on the said Sum redeemable.

Additional Duty of 3 p Bushel on Malt in England, and 1. 2 p Bush. on Malt in Scotland. Comm: 8<sup>th</sup> Feby 1760 p Act 33 Geo. 2. Appropriated to pay the Interest of £8,000,000 at 4 p Cent for 21 years from 3<sup>rd</sup> Apry 1760 and also to pay the like Interest on £240,000 arising from a Premium of £3. given for every £100 advanced, for 20 years from 5<sup>th</sup> Janry 1761; and from the Expiration of the said Terms to pay the Interest of 3 p Cent on the said Sums of £8,000,000 & 240,000 Redeemable.

Additional Duties on Low Wines & British Spirits, & also an add. Duty of 1. p Gallon on single Brandy imported, & 2. p Gallon on Brandy above Proof imported. Comm: 22 April 1760. p Act 33. Geo. 2. Appropriated to the same Uses & Purposes respectively as the present Duties on spirituous Liquors are now appropriated. Not said to be redeemable.

New add. Duty of 3. p Barrel on strong Beer and Ale. Commenced 25<sup>th</sup> Janry 1761 p Act 1. Geo. 3. Appropriated to pay the Interest of £1,200,000 at 3 p Cent Redeemable.

The Produce of the Hereditary & Temporary Revenues of Excise, made part of the aggregate Fund p Act 1. Geo. 3. during the Term of his Majesty's Life.

Additional Duties on Low Wines & Spirits, & also an add. Duty of 6 p Gallon on single Brandy, and 1. p Gallon on Double Brandy imported, not being the Produce of British Colonies. Commenced 29<sup>th</sup> Janry 1762 p Act 2. Geo. 3. Subject & liable to such Uses & Purposes as shall by any future Act or Acts of Parliament be Directed or appointed.

Additional Duty of 4. p Hoghead on all Cyder & Perry made in Great Britain, Commenced 6<sup>th</sup> July 1763. Appropriated together with an add. Duty of 8. s. p Ton on French Wines & French Vinegar & of 2. s. p Ton on all other Wines & Vinegar imported, to raise £3,500,000 at 4 p Cent Redeemable by Statute.

An Account shewing the Appropriation of the Excise Revenues.

	Subscribed to		Unsubscribed		Ann <sup>ly</sup> pay. to		Ann <sup>ly</sup> pay. at	
	South Sea Company				of South Sea Company		of Exchequer or Bank	
Fixed Excise charged by Act 12 W. 1. 2. 83 Ann. with 3700 p Week for Ann <sup>ly</sup> of 150745. 10. 6. whereof all so with 35000 p Ann <sup>ly</sup> for the Civil List Lottery Anno 1713 which amounted to 563300 Prin. whereof the Remainder part of his Maj <sup>ty</sup> 's Civil List Revenue	120218	3 10 2	30527	6 8	120218	3 10 2	30527	6 8
99 Years of from 25 <sup>th</sup> Janry 1692 charged with Annuities of 124,409. 1. 9. whereof	464990	-	98310	-	18599	12	-	98310 will be paid at Lady Day 1728
Excise A. Anna charged (together with other Revenues with Annuities of 184,242. 14. 0. whereof	75583	19 3	48825	2 6	75583	19 3	48825	2 6
Bank of is charged by the Bank 100,000 p Ann <sup>ly</sup> for Ann <sup>ly</sup> of 15,236. 12. 0 for 1. 2. 3. Lives & 99 Years, whereof	161008	2 6	25234	11 6	161008	2 6	25234	11 6
Excise, charged (together with other Revenues) with Ann <sup>ly</sup> Anno 1710 of 87,000, whereof	9053	-	6183	12	9053	-	6183	12
Low Wines & Sweets are charged (together with other Revenues) with Ann <sup>ly</sup> Anno 1707 of 72,107. 10. whereof	66500	5	14499	15	46550	3 6	14499	15
Add. Paper & Gallies are charged (together with other Revenues) with Ann <sup>ly</sup> for Lottery 1714 on 1696230 prin. Money whereof	64411	-	7776	10	64411	-	7776	10
	1403970	-	292260	-	64811	6	13520	-

- Candles since 25<sup>th</sup> March 1711
- Hides. old & add.
- A moiety of Coffee & Tea
- Loose Paper, Gallies Wire & Starch
- Hops
- The other moiety of Coffee & Tea
- Chocolate

General Fund  
These two Funds being charged with sundry Ann<sup>ly</sup> other paym<sup>ts</sup> it is impossible to tell to what uses these Excise Duties are applied.

- Part of the South Sea Comp<sup>y</sup> Original Fund for 508,000 p Ann<sup>ly</sup>
- Charged with an Ann<sup>ly</sup> of 12480 on 312,000 borrowed Anno 1720
- for paying off 500,000 Exchequer Bills borrowed Anno 1726.

An Account of the several Species of Commodities together with the Rates and Duties thereon under the Management of the Commissioners of Excise. Viz.

Excise		L	s	d	
Strong Beer and Ale		8			p Barrel
Small Beer		1	4		p Do
Cyder & Perry	To Excise	6	8		p Hogshead & 10 Malt A.
Mead		11			p Gallon
Low Wines from Malted Corn		10			p Do
Ditto from Cyder		1	2		p Do
Ditto from Melasses		2	6		p Do
Ditto from Foreign Wine or Foreign Fruit		2	9		p Do
Spirits from Malted Corn		2	6		p Do
Ditto from Cyder		2	23		p Do
Ditto from Foreign Wine		2	1		p Do
Ditto from Melasses		1	4		p Do
Ditto from Foreign Fruit		1	52		p Do
Vinegar		8	9		p Barrel
Double Brandy		11	8		p Gallon
Single Brandy		6	2		p Do
Double Rum		8	5		p Do
Single Rum		4	8		p Do
Spruce Beer		15			p Barrel
Hun	To Excise	15			p Do and 10 Malt A. 10
Sweets		12			p Do
Foreign Cyder		14	10		p Tun
Malt					
Malt old duty		6			p Bushel
Malt additional		3			p Do
Scotch Malt without Certificate		9			p Do
Scotch Malt with Certificate		42			p Do
Cyder & Perry		4			p Hogshead
Hun		10			p Barrel
Hops					
Hops		1			p lb W.
Candles					
Candles made of Tallow		1			p lb W.
Candles made of Wax		8			p Do
Sops					
Sops		12			p Do

Paper		£	s	d	Notes
Demy Fine	2	3			perream
Demy Second	1	6			per d <sup>o</sup>
Crown Fine	1	6			per d <sup>o</sup>
Crown Second	1	12			per d <sup>o</sup>
Tools Cap Fine	1	6			per d <sup>o</sup>
Tools Cap Second	1	12			per d <sup>o</sup>
Fine Pot	1	6			per d <sup>o</sup>
Second Pot	1	9			per d <sup>o</sup>
Brown large Cap	1	9			per d <sup>o</sup>
Small ordinary Brown	1	6			per d <sup>o</sup>
Whites Brown	1	9			per Bundle
Past Boards & Scale Boards	4	6			per Weight
Paper printed for Hangings	1	12			per yard square
All other Paper white or brown not particularly charged is to pay £18 - per Cent ad Valorem					
Silks, Callicoes and Linens					
All silks printed	1				per yard in Length & width proportionably, except Handkerchiefs.
Silks Handkerchiefs printed	4				per square & proportionably
Callicoes printed	6				per yard in Length & width proportionably
Linens & Stuffs printed	3				per yard in Length & width proportionably
Starch					
Starch	2				per lb. Wt.
Gold & Silver Wire					
Gold Wire	8				per Ounce Troy
Silver Wire	6				per ditto
Hides					
Tanned	Sheep & Lamb	12			per lb. Wt.
	Hides	12			per d <sup>o</sup>
	Roans	2			per d <sup>o</sup>
	Goats	4			per d <sup>o</sup>
Tawed	Sheep & Lamb	12			per d <sup>o</sup>
	Calves & Hips	6			per d <sup>o</sup>
	Buck & Doe	6			per d <sup>o</sup>
	Stink without Hair	1			per Dozen
	Do with Hair	3			per Dozen
	Beaver	2			per Dozen
Dressed in Oil	Horse Hides	1	6		per Hide
	Other Hides	3			per d <sup>o</sup>
	Sheep & Lamb	3			per lb. Wt.
Woolen	Hides Deer & Goat	6			per d <sup>o</sup>
	Calves	8			per d <sup>o</sup>
Parchment	1	6			per Dozen

Plate		£	s	d	Notes	
All Persons having Silver Plate, to pay	5				for every 100. up to 1000.	
Coffee Tea and Chocolate						
Coffee	3				per lb. Wt.	
Tea	1				per Dozen 2s 6d (incl ad Valorem)	
Chocolate	2				per lb. Wt.	
Licences to retail Spirituous Liquours						
Vintners throughout the Kingdom	2				per Licence	
Glass						
White Glass	9				per lb. Wt. 8s 30 in proportion	
Green Glass	2				per lb. Wt.	
Coaches &c.						
Carriages for private Use of Hire with 4 Wheels	4				per Carriage	
Carriages for d <sup>o</sup> or d <sup>o</sup> 2 Wheels	2				per Dozen	
Plate Licences						
If any separate Piece of Gold does not exceed 2 Penny Weights					Dealers are exempted except Pawnbrokers	
of Silver 5 d <sup>o</sup>						
of Gold weighs between 2 Penny Weights & 2 Ounces	2					per Licence
of Silver 5					per 30 Ounces	
All Gold above 2 Ounces, and all Silver above 30 Ounces					5	per Licence
Refiners and all Pawn Brokers who deal in Gold or Silver					5	per Licence

0089

